

EFFECTIVE SERIAL NUMBERS) 16224, 16245 & UP  
 NUMEROS) DE SERIE EFFECTIFS)  
 NUMEROS) DE SERIE EFFECTIVOS)  
 U.S. 2021-2 & UP

700 SERIES  
 SERIE 700

SECTION 3 PAGE 1  
 SECCION 3 PAGINA 1

ISSUE No. 1  
 N° D'ÉMISSION 1  
 N° DE EDICION 1 REVISION A

BLADE LIFT ASSEMBLY - FIXED POINT

SEPTEMBER 1987

FOR LIST OF PARTS - TURN THIS PAGE

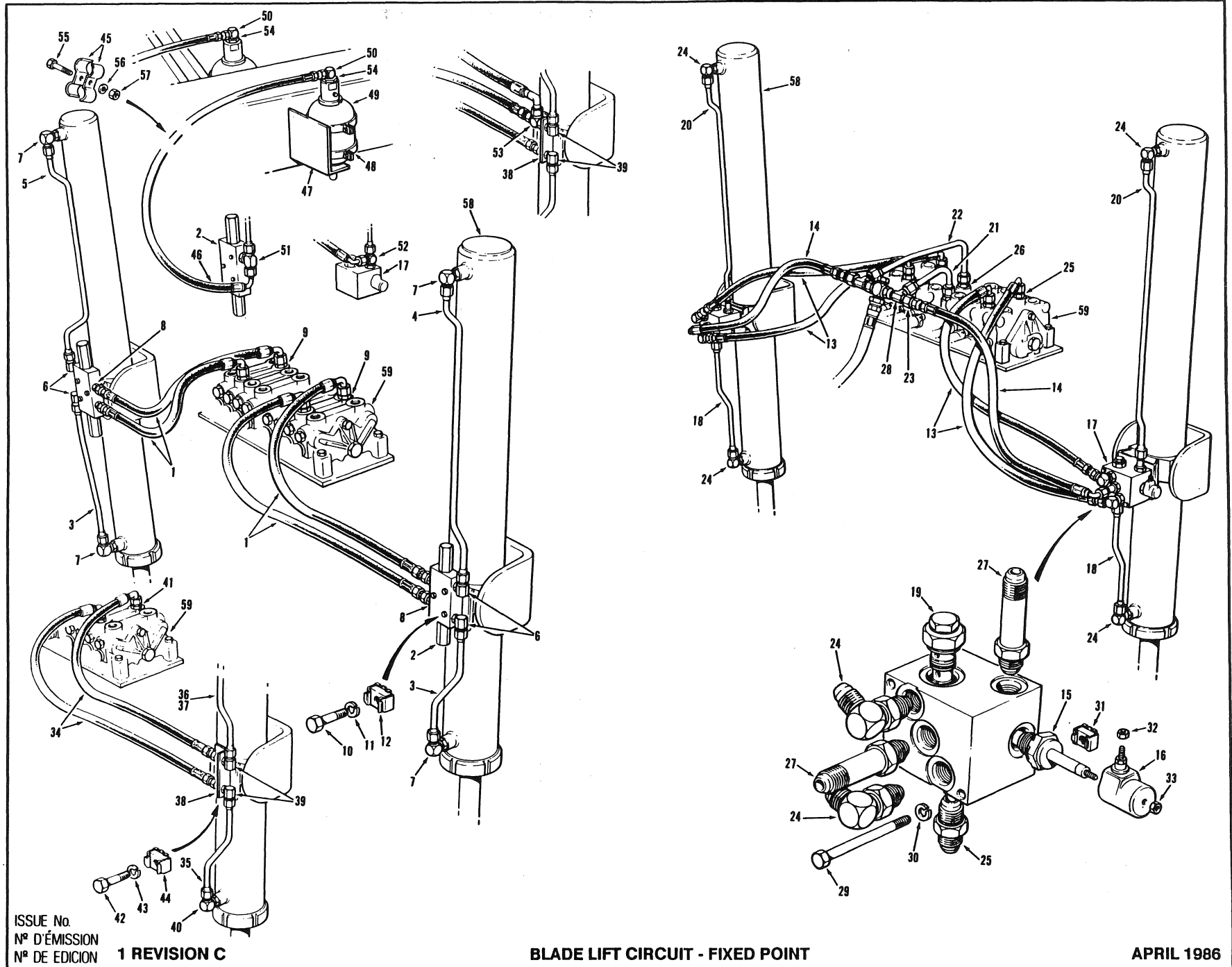
POUR LA LISTE DES PIÈCES - VOIR AU VERSO

DADA LA LISTA DE LAS PIEZAS - VER AL VERSO

USE ONLY CHAMPION ROAD MACHINERY APPROVED PARTS

| SECTION<br>SECCION 3 |  | PAGE<br>PAGINA 2                          | ISSUE No.<br>N° D'ÉMISSION<br>N° DE EDICION | 1 REVISION A                  | BLADE LIFT ASSEMBLY - FIXED POINT |  |   |                                | SEPTEMBER 1987                |  |
|----------------------|--|---|---|-------------------------------|-----------------------------------|--|---|--------------------------------|-------------------------------|--|
| No.<br>N°<br>N°      | PART No.<br>N° DE PIÈCE<br>N° DE PIEZA | DESCRIPTION<br>DESCRIPTION<br>DESCRIPCION | No. REQ.<br>N° REQ.<br>N° REQ.              | REMARKS<br>REMARQUES<br>NOTAS | No.<br>N°<br>N°                   | PART No.<br>N° DE PIÈCE<br>N° DE PIEZA | DESCRIPTION<br>DESCRIPTION<br>DESCRIPCION | No. REQ.<br>N° REQ.<br>N° REQ. | REMARKS<br>REMARQUES<br>NOTAS |  |
| 1                    | 12732                                  | SHIM - BEARING                            | 32  |                               |                                   |  |   |                                |                               |  |
| 2                    | 12767                                  | BEARING                                   | 4   |                               |                                   |  |   |                                |                               |  |
| 3                    | 17698                                  | CAP - BALL THRUST                         | 4   |                               |                                   |  |   |                                |                               |  |
| 4                    | 18859                                  | V-RING                                    | 4   |                               |                                   |  |   |                                |                               |  |
| 5                    | 30204                                  | RETAINER PLATE                            | 2   |                               |                                   |  |   |                                |                               |  |
| 6                    | 32006                                  | STIRRUP ASSY.                             | 2   |                               |                                   |  |   |                                |                               |  |
| 7                    | 32011                                  | BEARING                                   | 2   |                               |                                   |  |   |                                |                               |  |
| 8                    | 32012                                  | BEARING                                   | 2   |                               |                                   |  |   |                                |                               |  |
| 9                    | *28A-04                                | GREASE FITTING                            | 2   |                               |                                   |  |   |                                |                               |  |
| 10                   | 50A-0812                               | BOLT                                      | 16  |                               |                                   |  |   |                                |                               |  |
| 11                   | 14A-08                                 | LOCKWASHER                                | 16  |                               |                                   |  |   |                                |                               |  |
| 12                   | 31A-28                                 | NUT                                       | 2   |                               |                                   |  |   |                                |                               |  |
| 13                   | 31D-28                                 | JAM NUT                                   | 2   |                               |                                   |  |   |                                |                               |  |
| 14                   | 32009                                  | HI-LIFT ARM - R.H.                        | A.R.  | } REPAIR<br>PART              |                                   |  |   |                                |                               |  |
| 15                   | 32010                                  | HI-LIFT ARM - L.H.                        | A.R.  |                               |                                   |  |   |                                |                               |  |
| 16                   |  | BLADE LIFT CYLINDER ASSEMBLY              | REF.  | SECTION 3<br>PAGES 5/6        |                                   |  |   |                                |                               |  |

CHAMPION ROAD MACHINERY



ISSUE No.  
N° D'ÉMISSION  
N° DE EDICION

1 REVISION C

BLADE LIFT CIRCUIT - FIXED POINT

APRIL 1986

FOR LIST OF PARTS - TURN THIS PAGE

POUR LA LISTE DES PIÈCES - VOIR AU VERSO

PARA LA LISTA DE LAS PIEZAS - VER AL VERSO

EFFECTIVE SERIAL NUMBERS) 16224, 16245 to 16885,  
NUMEROS) DE SÉRIE EFFECTIFS) 16888 to 16893  
NUMEROS) DE SERIE EFFECTIVOS)  
U.S. 2021-2 to 2471-2

700 SERIES  
SERIE 700

SECTION 3 PAGE 3  
SECCION 3 PAGINA 3

USE ONLY CHAMPION APPROVED PARTS

| SECTION<br>SECCION                          |  | PAGE<br>PAGINA                                      |                                | ISSUE No.<br>N° D'ÉMISSION<br>N° DE EDICION      |  | REVISION C                             |   | BLADE LIFT CIRCUIT - FIXED POINT |  |  | APRIL 1986 |  |
|---|--|---|--------------------------------|--|--|--|---|----------------------------------|--|--|------------|--|
| No.<br>N°<br>N°                             | PART No.<br>N° DE PIÉCE<br>N° DE PIEZA | DESCRIPTION<br>DESCRIPTION<br>DESCRIPCION           | No. REQ.<br>N° REQ.<br>N° REQ. | REMARKS<br>REMARQUES<br>NOTAS                    | No.<br>N°<br>N°                                | PART No.<br>N° DE PIÉCE<br>N° DE PIEZA | DESCRIPTION<br>DESCRIPTION<br>DESCRIPCION | No. REQ.<br>N° REQ.<br>N° REQ.   | REMARKS<br>REMARQUES<br>NOTAS                    |  |            |  |
| <u>CIRCUIT WITH COUNTERBALANCE VALVES</u>   |  |   |                                | STANDARD<br>720 TO 760<br>OPTIONAL<br>710 & 710A | <u>BLADE LIFT CIRCUIT WITHOUT FLOAT VALVES</u> |  |   |                                  | STANDARD<br>710 & 710A<br>OPTIONAL<br>720 TO 760 |  |            |  |
| 1   | 14382 X 38                             | HOSE  | 4                              |  | 34   | 14382 X 38                             | HOSE                                      | 4                                |  |  |            |  |
| 2   | 27314                                  | COUNTERBALANCE VALVE                                | 2                              |  | 35   | 27507                                  | TUBE                                      | 2                                |  |  |            |  |
| 3   | 27507                                  | TUBE  | 2                              |  | 36   | 32163                                  | TUBE - R.H.                               | 1                                |  |  |            |  |
| 4   | 32163                                  | TUBE - R.H.   | 1                              |  | 37   | 32164                                  | TUBE - L.H.                               | 1                                |  |  |            |  |
| 5   | 32164                                  | TUBE - L.H.   | 1                              |  | 38   | 40974                                  | BRACKET                                   | 2                                |  |  |            |  |
| 6   | 111B-0806                              | CONNECTOR   | 4                              |  | 39   | 110W-0808                              | BULKHEAD CONNECTOR                        | 4                                |  |  |            |  |
| 7   | 111B-0808                              | CONNECTOR   | 4                              |  | 40   | 111B-0808                              | CONNECTOR                                 | 4                                |  |  |            |  |
| 8   | 111E-0806                              | CONNECTOR   | 4                              |  | 41   | 111E-0808                              | CONNECTOR                                 | 4                                |  |  |            |  |
| 9   | 111E-0808                              | CONNECTOR   | 4                              |  | 42   | 50A-0406                               | BOLT                                      | 4                                |  |  |            |  |
| 10  | 50A-0414                               | BOLT  | 6                              |  | 43   | 14A-04                                 | LOCKWASHER                                | 4                                |  |  |            |  |
| 11  | 14A-04                                 | LOCKWASHER  | 6                              |  | 44   | 38A-0402                               | CAGE NUT                                  | 4                                |  |  |            |  |
| 12  | 38A-0402                               | CAGE NUT  | 6                              |  |  |  |   |                                  |  |  |            |  |
|   | 37215                                  | SEAL KIT FOR 27314                                  | A.R.                           |  |  |  |   |                                  |  |  |            |  |
| <u>BLADE LIFT CIRCUIT WITH FLOAT VALVES</u> |  |   |                                | OPTIONAL<br>710 TO 760                           | <u>ACCUMULATORS</u>                            |  |   |                                  |  |  |            |  |
|   |  |   |                                |  | 45   | 1008                                   | CLAMP                                     | 4                                |  |  |            |  |
|   |  |   |                                |  | 46   | 14382 X 63                             | HOSE                                      | 2                                |  |  |            |  |
|   |  |   |                                |  | 47   | 15754                                  | BRACKET                                   | 2                                |  |  |            |  |
| 13  | 14382 X 38                             | HOSE  | 4                              |  | 48   | 15755                                  | BAND                                      | 2                                |  |  |            |  |
| 14  | 14382 X 42                             | HOSE  | 2                              |  | 49   | 37048                                  | ACCUMULATOR                               | 2                                |  |  |            |  |
| 15  | 19564                                  | SOLENOID CARTRIDGE                                  | 4                              |  | 50   | 110R-0808                              | CONNECTOR                                 | 2                                |  |  |            |  |
| 16  | 19625                                  | COIL  | 4                              |  | 51   | 111C-0806                              | TEE - ( USE WITH ITEM 2 )                 | 2                                |  |  |            |  |
| 17  | 24743                                  | FLOAT VALVE ASSY. - INCLUDES<br>ITEMS 15,16,33 & 34 | 2                              |  | 52   | 111D-0808                              | TEE - ( USE WITH ITEM 17 )                | 2                                |  |  |            |  |
|   |  |   |                                |  | 53   | 112C-08                                | TEE - ( USE WITH ITEM 38 )                | 2                                |  |  |            |  |
| 18  | 27506                                  | TUBE  | 2                              |  | 54   | 115B-2008                              | REDUCER                                   | 2                                |  |  |            |  |
| 19  | 27549                                  | CARTRIDGE   | 4                              |  | 55   | 50A-0616                               | BOLT                                      | 10                               |  |  |            |  |
| 20  | 32163                                  | TUBE  | 2                              |  | 56   | 14A-06                                 | LOCKWASHER                                | 10                               |  |  |            |  |
| 21  | 40505                                  | TUBE - R.H.   | 1                              |  | 57   | 30A-06                                 | NUT                                       | 10                               |  |  |            |  |
| 22  | 40506                                  | TUBE - L.H.   | 1                              |  |  |  |   |                                  |  |  |            |  |
| 23  | 110AH-1208                             | REDUCER   | 2                              |  |  | 16042                                  | ACCUMULATOR CHARGING KIT - CONSISTS OF:   | A.R.                             |  |  |            |  |
| 24  | 111B-0808                              | CONNECTOR   | 6                              |  |  |  | PRESSURE GAUGE                            |                                  |  |  |            |  |
| 25  | 111E-0808                              | CONNECTOR   | 6                              |  |  |  | ADAPTER                                   |                                  |  |  |            |  |
| 26  | 111E-1212                              | CONNECTOR   | 2                              |  |  |  | AIR CHUCK                                 | } GAUGING HEAD ASSY.             |  |  |            |  |
| 27  | 111F-0808                              | CONNECTOR   | 2                              |  |  |  | TANK VALVE                                |                                  |  |  |            |  |
| 28  | 112C-12                                | TEE   | 2                              |  |  |  | BLEEDER VALVE                             |                                  |  |  |            |  |
| 29  | 50A-0532                               | BOLT  | 4                              |  |  |  |   |                                  |  |  |            |  |
| 30  | 14A-05                                 | LOCKWASHER  | 4                              |  |  |  | SWIVEL FITTING                            | } CHARGING HOSE ASSY.            |  |  |            |  |
| 31  | 38A-0502                               | CAGE NUT  | 4                              |  |  |  | HOSE                                      |                                  |  |  |            |  |
| 32  | 32A-08                                 | NUT   | 4                              |  |  |  | COUPLING                                  |                                  |  |  |            |  |
| 33  | 33E-10                                 | BRASS NUT   | 4                              |  |  |  | GLAND                                     |                                  |  |  |            |  |
|   | 27548                                  | SEAL KIT FOR 24743 FLOAT VALVE                      | A.R.                           |  |  |  | L.H. NUT                                  |                                  |  |  |            |  |
|   |  |   |                                |  | 58   |  | HYDRAULIC CYLINDER                        | REF.                             | SECT. 3<br>PAGE 6                                |  |            |  |
|   |  |   |                                |  | 59   |  | HYDRAULIC MANIFOLD                        | REF.                             | SECT. 4<br>PAGE 8                                |  |            |  |

EFFECTIVE SERIAL NUMBERS)  
 NUMEROS) DE SERIE EFFECTIFS)  
 NUMEROS) DE SERIE EFFECTIVOS)

16886, 16887, 16894 & UP

700 SERIES  
 SERIE 700

SECTION 3

PAGE 3

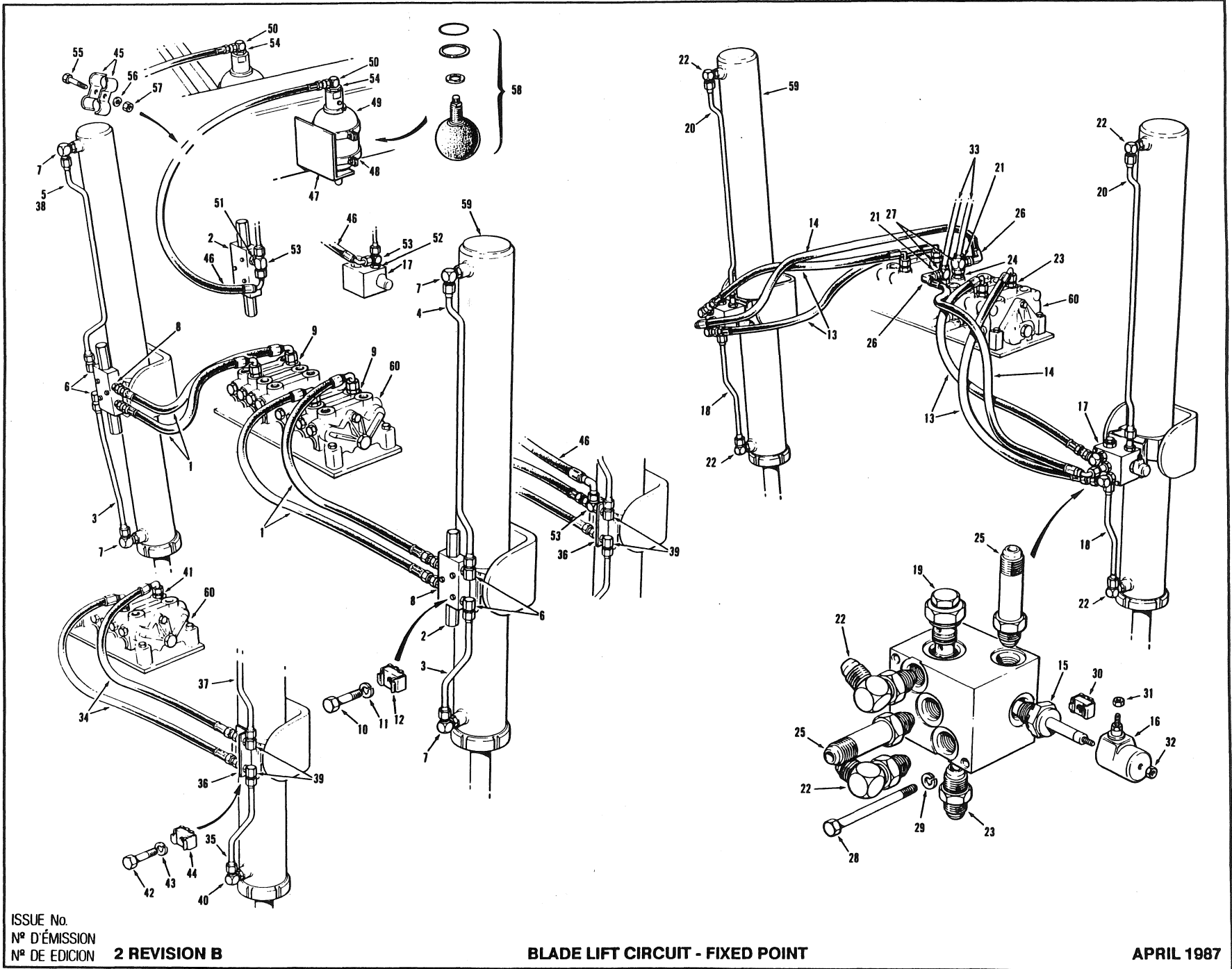
3

ISSUE No.  
 N° D'ÉMISSION  
 N° DE EDICION

2 REVISION B

BLADE LIFT CIRCUIT - FIXED POINT

APRIL 1987



FOR LIST OF PARTS - TURN THIS PAGE

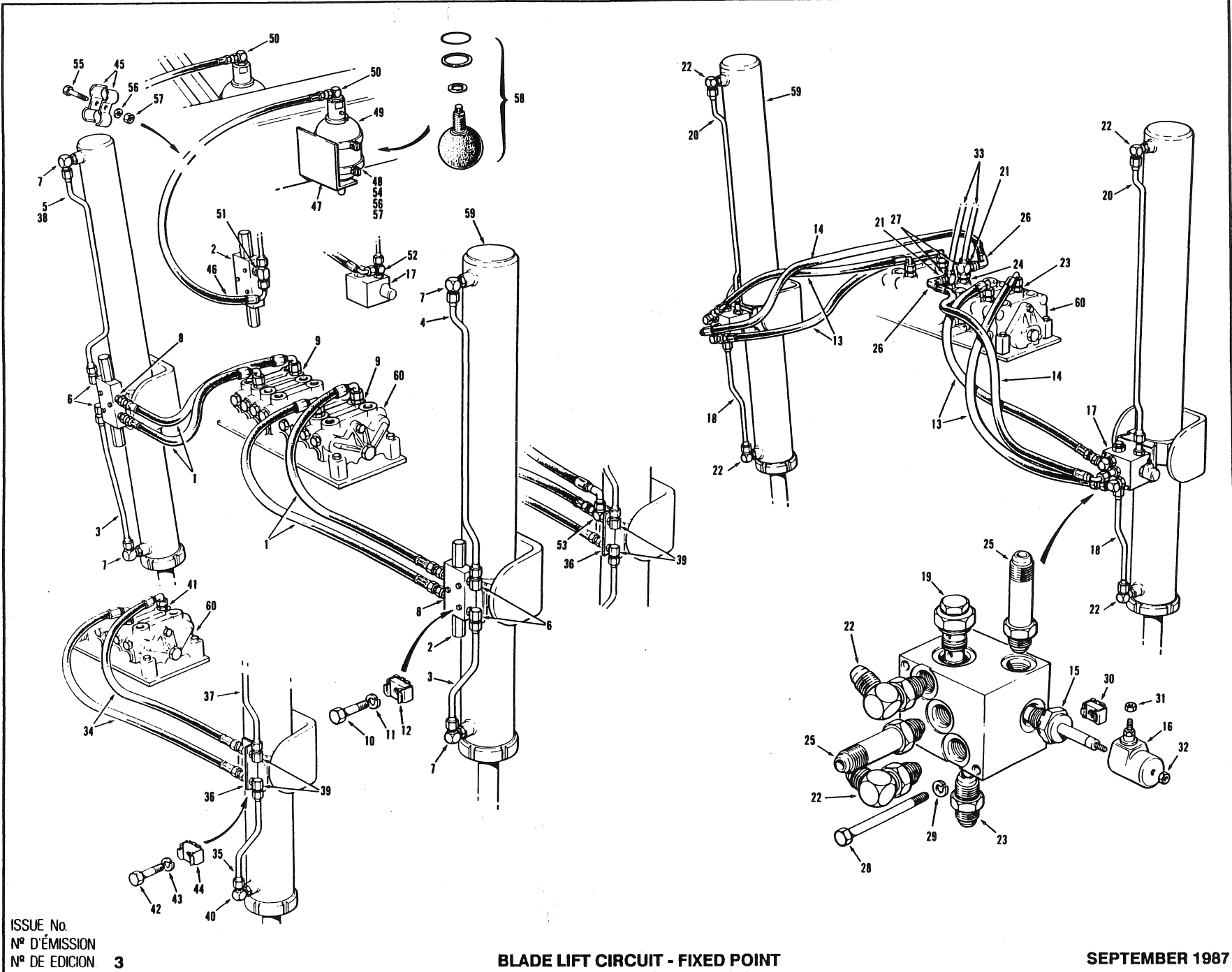
POUR LA LISTE DES PIÈCES - VOIR AU VERSO

PARA LA LISTA DE LAS PIEZAS - VEDA AL VERSO

USE ONLY  CHAMPION ROAD MACHINERY APPROVED PARTS

| SECTION<br>SECCION |  | PAGE<br>PAGINA   | ISSUE No.<br>N° D'ÉMISSION<br>N° DE EDICION | REVISION B                    | BLADE LIFT CIRCUIT - FIXED POINT |  |  | APRIL 1987                     |                               |
|--------------------|--|--|---|-------------------------------|----------------------------------|--|--|--------------------------------|-------------------------------|
| No.<br>N°<br>N°    | PART No.<br>N° DE PIÈCE<br>N° DE PIEZA | DESCRIPTION<br>DESCRIPTION<br>DESCRIPCION                              | No. REQ.<br>N° REQ.<br>N° REQ.              | REMARKS<br>REMARQUES<br>NOTAS | No.<br>N°<br>N°                  | PART No.<br>N° DE PIECE<br>N° DE PIEZA | DESCRIPTION<br>DESCRIPTION<br>DESCRIPCION  | No. REQ.<br>N° REQ.<br>N° REQ. | REMARKS<br>REMARQUES<br>NOTAS |
|                    |  | CIRCUIT WITH COUNTERBALANCE VALVES<br>- OPTIONAL ON MODEL 710 & 710A - |   | STANDARD<br>720 TO 780A       |                                  |  | BLADE LIFT CIRCUIT WITHOUT FLOAT VALVES<br>- OPTIONAL ON MODEL 720 THRU 780A -   |                                | STANDARD<br>710 & 710A        |
| 1                  | 14382 X 38                             | HOSE   | 4   |                               | 34                               | 14382 X 38                             | HOSE   | 4                              |                               |
| 2                  | 27314                                  | COUNTERBALANCE VALVE   | 2   |                               | 35                               | 27507                                  | TUBE   | 2                              |                               |
| 3                  | 27507                                  | TUBE   | 2   |                               | 36                               | 40974                                  | BRACKET  | 2                              |                               |
| 4                  | 42528                                  | TUBE - R.H.  | 1   |                               | 37                               | 42528                                  | TUBE - R.H.  | 1                              |                               |
| 5                  | 42529                                  | TUBE - L.H.  | 1   |                               | 38                               | 42529                                  | TUBE - L.H.  | 1                              |                               |
| 6                  | 111B-0806                              | CONNECTOR  | 4   |                               | 39                               | 110W-08                                | BULKHEAD CONNECTOR   | 4                              |                               |
| 7                  | 111B-0808                              | CONNECTOR  | 4   |                               | 40                               | 111B-0808                              | CONNECTOR  | 4                              |                               |
| 8                  | 111E-0806                              | CONNECTOR  | 4   |                               | 41                               | 111E-0808                              | CONNECTOR  | 4                              |                               |
| 9                  | 111E-0808                              | CONNECTOR  | 4   |                               | 42                               | 50A-0406                               | BOLT   | 4                              |                               |
| 10                 | 50A-0414                               | BOLT   | 6   |                               | 43                               | 14A-04                                 | LOCKWASHER   | 4                              |                               |
| 11                 | 14A-04                                 | LOCKWASHER   | 6   |                               | 44                               | 38A-0402                               | CAGE NUT   | 4                              |                               |
| 12                 | 38A-0402                               | CAGE NUT   | 6   |                               |                                  |  |  |                                |                               |
|                    | 37215                                  | SEAL KIT FOR 27314 COUNTERBALANCE VALVE                                | A.R.  |                               |                                  |  | ACCUMULATORS   |                                |                               |
|                    |  | BLADE LIFT CIRCUIT WITH FLOAT VALVES                                   |   | OPTIONAL<br>710 TO 780A       | 45                               | 1008                                   | CLAMP  | 4                              |                               |
| 13                 | 14382 X 38                             | HOSE   | 4   |                               | 46                               | 14382 X 52                             | HOSE   | 2                              |                               |
| 14                 | 14382 X 42                             | HOSE   | 2   |                               | 47                               | 15754                                  | BRACKET  | 2                              |                               |
| 15                 | 19564                                  | SOLENOID CARTRIDGE   | 4   |                               | 48                               | 15755                                  | BAND   | 2                              |                               |
| 16                 | 19625                                  | COIL   | 4   |                               | 49                               | 37048                                  | ACCUMULATOR  | 2                              |                               |
| 17                 | 24743                                  | FLOAT VALVE ASSY. - INCLUDES<br>ITEMS 15,16,31 & 32                    | 2   |                               | 50                               | 110R-0808                              | CONNECTOR  | 2                              |                               |
| 18                 | 27506                                  | TUBE   | 2   |                               | 51                               | *111E-0806                             | TEE - ( USE WITH ITEM 2 )  | 2                              |                               |
| 19                 | 27549                                  | CARTRIDGE  | 4   |                               | 52                               | *111E-0808                             | TEE - ( USE WITH ITEM 17 )   | 2                              |                               |
| 20                 | 42528                                  | TUBE   | 2   |                               | 53                               | 112C-08                                | TEE  | 2                              |                               |
| 21                 | *110AH-0812                            | REDUCER  | 2   |                               | 54                               | 115B-2008                              | REDUCER  | 2                              |                               |
| 22                 | 111B-0808                              | CONNECTOR  | 8   |                               | 55                               | 50A-0616                               | BOLT   | 10                             |                               |
| 23                 | 111E-0808                              | CONNECTOR  | 6   |                               | 56                               | 14A-06                                 | LOCKWASHER   | 10                             |                               |
| 24                 | 111E-1212                              | CONNECTOR  | 2   |                               | 57                               | 30A-06                                 | NUT  | 10                             |                               |
| 25                 | 111F-0808                              | CONNECTOR  | 4   |                               |                                  | 16042                                  | ACCUMULATOR CHARGING KIT - CONSISTS OF:  | A.R.                           |                               |
| 26                 | *112B-08                               | CONNECTOR  | 2   |                               |                                  |  | PRESSURE GAUGE   |                                |                               |
| 27                 | 112C-12                                | TEE  | 2   |                               |                                  |  | ADAPTER  |                                |                               |
| 28                 | 50A-0532                               | BOLT   | 4   |                               |                                  |  | AIR CHUCK  |                                |                               |
| 29                 | 14A-05                                 | LOCKWASHER   | 4   |                               |                                  |  | TANK VALVE   |                                |                               |
| 30                 | 38A-0502                               | CAGE NUT   | 4   |                               |                                  |  | BLEEDER VALVE  |                                |                               |
| 31                 | 32A-08                                 | NUT  | 4   |                               |                                  |  | SWIVEL FITTING   |                                |                               |
| 32                 | 33E-10                                 | BRASS NUT  | 4   |                               |                                  |  | HOSE   |                                |                               |
|                    | 27548                                  | SEAL KIT FOR 24743 FLOAT VALVE   | A.R.  |                               |                                  |  | COUPLING   |                                |                               |
|                    |  |  |   |                               |                                  |  | GLAND  |                                |                               |
|                    |  |  |   |                               |                                  |  | L.H. NUT   |                                |                               |
| 33                 |  | PRIMARY HYDRAULIC CIRCUIT  | REF.  | SECTION 4                     | 58                               | 37046                                  | ACCUMULATOR BLADDER KIT - CONSISTS OF:<br>O RING, RETAINING RING, SEAL & BLADDER | 1                              |                               |
|                    |  |  |   |                               | 59                               |  | HYDRAULIC CYLINDER   | REF.                           | SECTION 3<br>PAGE 6           |
|                    |  |  |   |                               | 60                               |  | HYDRAULIC MANIFOLD   | REF.                           | SECTION 4<br>PAGE 8           |

CHAMPION ROAD MACHINERY



EFFECTIVE SERIAL NUMBER(S) 18362 & UP  
 NUMEROS(D) DE SERIE EFFECTIF(S)  
 NUMEROS(D) DE SERIE EFFECTIVOS

700 SERIES  
 SERIE 700

SECTION 3 PAGE 3  
 SECTION 3 PAGINA 3

ISSUE No.  
 N° D'ÉMISSION  
 N° DE EDICION 3

BLADE LIFT CIRCUIT - FIXED POINT

SEPTEMBER 1987

FOR LIST OF PARTS - TURN THIS PAGE    POUR LA LISTE DES PIÈCES - VOIR AU VERSO    PARA LA LISTA DE LAS PIEZAS - VER AL VERSO

USE ONLY CHAMPION ROAD MACHINERY APPROVED PARTS

| SECTION<br>SECCION | 3                                      | PAGE<br>PAGINA   | 4                              | ISSUE No.<br>N° D'ÉMISSION<br>N° DE EDICION | 3               | BLADE LIFT CIRCUIT - FIXED POINT       |  |                                |                               | SEPTEMBER 1987 |
|--------------------|--|--|--------------------------------|---|-----------------|--|--|--------------------------------|-------------------------------|----------------|
| No.<br>N°<br>N°    | PART No.<br>N° DE PIÈCE<br>N° DE PIEZA | DESCRIPTION<br>DESCRIPTION<br>DESCRIPCION                              | No. REQ.<br>N° REQ.<br>N° REQ. | REMARKS<br>REMARQUES<br>NOTAS               | No.<br>N°<br>N° | PART No.<br>N° DE PIECE<br>N° DE PIEZA | DESCRIPTION<br>DESCRIPTION<br>DESCRIPCION  | No. REQ.<br>N° REQ.<br>N° REQ. | REMARKS<br>REMARQUES<br>NOTAS |                |
|                    |  | CIRCUIT WITH COUNTERBALANCE VALVES<br>- OPTIONAL ON MODEL 710 & 710A - |                                | STANDARD<br>720 TO 780A                     |                 |  | BLADE LIFT CIRCUIT WITHOUT FLOAT VALVES<br>- OPTIONAL ON MODEL 720 THRU 780A -   |                                | STANDARD<br>710 & 710A        |                |
| 1                  | 14382 X 38                             | HOSE   | 4                              |   | 34              | 14382 X 38                             | HOSE   | 4                              |                               |                |
| 2                  | 27314                                  | COUNTERBALANCE VALVE   | 2                              |   | 35              | 27507                                  | TUBE   | 2                              |                               |                |
| 3                  | 27507                                  | TUBE   | 2                              |   | 36              | 40974                                  | BRACKET  | 2                              |                               |                |
| 4                  | 42528                                  | TUBE - R.H.  | 1                              |   | 37              | 42528                                  | TUBE - R.H.  | 1                              |                               |                |
| 5                  | 42529                                  | TUBE - L.H.  | 1                              |   | 38              | 42529                                  | TUBE - L.H.  | 1                              |                               |                |
| 6                  | 111B-0806                              | CONNECTOR  | 4                              |   | 39              | 110W-08                                | BULKHEAD CONNECTOR   | 4                              |                               |                |
| 7                  | 111B-0808                              | CONNECTOR  | 4                              |   | 40              | 111B-0808                              | CONNECTOR  | 4                              |                               |                |
| 8                  | 111E-0806                              | CONNECTOR  | 4                              |   | 41              | 111E-0808                              | CONNECTOR  | 4                              |                               |                |
| 9                  | 111E-0808                              | CONNECTOR  | 4                              |   | 42              | 50A-0406                               | BOLT   | 4                              |                               |                |
| 10                 | 50A-0414                               | BOLT   | 6                              |   | 43              | 14A-04                                 | LOCKWASHER   | 4                              |                               |                |
| 11                 | 14A-04                                 | LOCKWASHER   | 6                              |   | 44              | 38A-0402                               | CAGE NUT   | 4                              |                               |                |
| 12                 | 38A-0402                               | CAGE NUT   | 6                              |   |                 |  |  |                                |                               |                |
|                    | 37215                                  | SEAL KIT FOR 27314 COUNTERBALANCE VALVE                                | A.R.                           |   |                 |  | ACCUMULATORS   |                                |                               |                |
|                    |  | BLADE LIFT CIRCUIT WITH FLOAT VALVES                                   |                                | OPTIONAL<br>710 TO 780A                     | 45              | 1008                                   | CLAMP  | 4                              |                               |                |
| 13                 | 14382 X 38                             | HOSE   | 4                              |   | 46              | 14382 X 52                             | HOSE   | 2                              |                               |                |
| 14                 | 14382 X 42                             | HOSE   | 2                              |   | 47              | 15754                                  | BRACKET  | 2                              |                               |                |
| 15                 | 19564                                  | SOLENOID CARTRIDGE   | 4                              |   | 48              | 15755                                  | BAND   | 2                              |                               |                |
| 16                 | 19625                                  | COIL   | 4                              |   | 49              | *45807                                 | ACCUMULATOR  | 2                              |                               |                |
| 17                 | 24743                                  | FLOAT VALVE ASSY. - INCLUDES<br>ITEMS 15,16,31 & 32                    | 2                              |   | 50              | *111B-0820                             | CONNECTOR  | 2                              |                               |                |
| 18                 | 27506                                  | TUBE   | 2                              |   | 51              | *111C-0806                             | TEE - ( USE WITH ITEM 2 )  | 2                              |                               |                |
| 19                 | 27549                                  | CARTRIDGE  | 4                              |   | 52              | *111D-0808                             | TEE - ( USE WITH ITEM 17 )   | 2                              |                               |                |
| 20                 | 42528                                  | TUBE   | 2                              |   | 53              | 112C-08                                | TEE  | 2                              |                               |                |
| 21                 | 110AH-0812                             | REDUCER  | 2                              |   | 54              | *50A-0612                              | BOLT   | 4                              |                               |                |
| 22                 | 111B-0808                              | CONNECTOR  | 8                              |   | 55              | 50A-0616                               | BOLT   | 10                             |                               |                |
| 23                 | 111E-0808                              | CONNECTOR  | 6                              |   | 56              | 14A-06                                 | LOCKWASHER   | 10                             |                               |                |
| 24                 | 111E-1212                              | CONNECTOR  | 2                              |   | 57              | 30A-06                                 | NUT  | 10                             |                               |                |
| 25                 | 111F-0808                              | CONNECTOR  | 4                              |   |                 | 16042                                  | ACCUMULATOR CHARGING KIT - CONSISTS OF:  | A.R.                           |                               |                |
| 26                 | 112B-08                                | CONNECTOR  | 2                              |   |                 |  | PRESSURE GAUGE   | } GAUGING HEAD ASSY.           |                               |                |
| 27                 | 112C-12                                | TEE  | 2                              |   |                 |  | ADAPTER  |                                |                               |                |
| 28                 | 50A-0532                               | BOLT   | 4                              |   |                 |  | AIR CHUCK  |                                |                               |                |
| 29                 | 14A-05                                 | LOCKWASHER   | 4                              |   |                 |  | TANK VALVE   |                                |                               |                |
| 30                 | 38A-0502                               | CAGE NUT   | 4                              |   |                 |  | BLEEDER VALVE  | } CHARGING HOSE ASSY.          |                               |                |
| 31                 | 32A-08                                 | NUT  | 4                              |   |                 |  | SWIVEL FITTING   |                                |                               |                |
| 32                 | 33E-10                                 | BRASS NUT  | 4                              |   |                 |  | HOSE   |                                |                               |                |
|                    | 27548                                  | SEAL KIT FOR 24743 FLOAT VALVE   | A.R.                           |   |                 |  | COUPLING   |                                |                               |                |
|                    |  |  |                                |   |                 |  | GLAND  |                                |                               |                |
|                    |  |  |                                |   |                 |  | L.H. NUT   |                                |                               |                |
| 33                 |  | PRIMARY HYDRAULIC CIRCUIT  | REF.                           | SECTION 4                                   | 58              | *46266                                 | ACCUMULATOR BLADDER KIT - CONSISTS OF:<br>O RING, RETAINING RING, SEAL & BLADDER | 1                              |                               |                |
|                    |  |  |                                |   | 59              |  | HYDRAULIC CYLINDER   | REF.                           | SECTION 3<br>PAGE 6           |                |
|                    |  |  |                                |   | 60              |  | HYDRAULIC MANIFOLD   | REF.                           | SECTION 4<br>PAGE 8           |                |

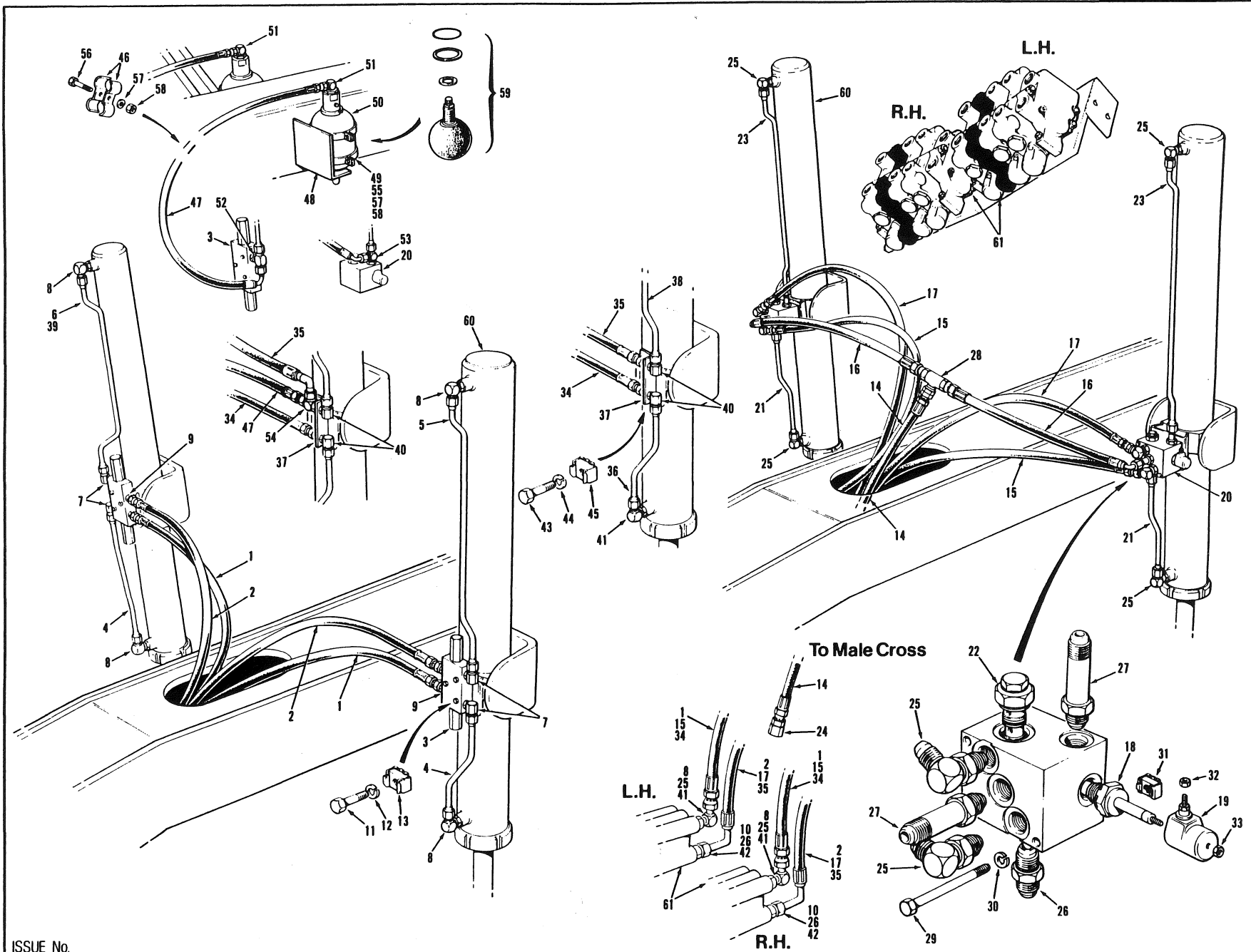


EFFECTIVE SERIAL NUMBERS)  
 NUMEROS (DE SÉRIE EFFECTIFS)  
 NUMEROS (DE SERIE EFFECTIVOS)

18578, 18590, 18592 & UP

700 SERIES  
 SERIE 700

SECTION 3 PAGE 3  
 SECCION 3 PAGINA 3



ISSUE No.  
 N° D'ÉMISSION  
 N° DE EDICION **4 REVISION A**

**BLADE LIFT CIRCUIT - FIXED POINT**

MAY 1988

FOR LIST OF PARTS - TURN THIS PAGE      POUR LA LISTE DES PIÈCES - VOIR AU VERSO      DADA LA LISTA DE LAS PIEZAS - VER AL VERSO

USE ONLY **CHAMPION** APPROVED PARTS

| SECTION<br>SECCION | 3                                      | PAGE<br>PAGINA   | 4                              | ISSUE No.<br>N° D'ÉMISSION<br>N° DE EDICION | 4 REVISION A    | BLADE LIFT CIRCUIT - FIXED POINT       |  |                                |                               | MAY 1988 |
|--------------------|--|--|--------------------------------|---|-----------------|--|--|--------------------------------|-------------------------------|----------|
| No.<br>N°<br>N°    | PART No.<br>N° DE PIÈCE<br>N° DE PIEZA | DESCRIPTION<br>DESCRIPTION<br>DESCRIPCION                              | No. REQ.<br>N° REQ.<br>N° REQ. | REMARKS<br>REMARQUES<br>NOTAS               | No.<br>N°<br>N° | PART No.<br>N° DE PIECE<br>N° DE PIEZA | DESCRIPTION<br>DESCRIPTION<br>DESCRIPCION  | No. REQ.<br>N° REQ.<br>N° REQ. | REMARKS<br>REMARQUES<br>NOTAS |          |
|                    |  | CIRCUIT WITH COUNTERBALANCE VALVES<br>- OPTIONAL ON MODEL 710 & 710A - |                                | STANDARD<br>720 TO 780A                     |                 |  | BLADE LIFT CIRCUIT WITHOUT FLOAT VALVES<br>- OPTIONAL ON MODEL 720 THRU 780A -   |                                | STANDARD<br>710 & 710A        |          |
| 1                  | 9313 X 115                             | HOSE   | 2                              |   | 34              | 9313 X 115                             | HOSE   | 2                              |                               |          |
| 2                  | 14382 X 115                            | HOSE   | 2                              |   | 35              | 14382 X 115                            | HOSE   | 2                              |                               |          |
| 3                  | 34951                                  | COUNTERBALANCE VALVE   | 2                              |   | 36              | 27507                                  | TUBE   | 2                              |                               |          |
| 4                  | 27507                                  | TUBE   | 2                              |   | 37              | 40974                                  | BRACKET  | 2                              |                               |          |
| 5                  | 42528                                  | TUBE - R.H.  | 1                              |   | 38              | 42528                                  | TUBE - R.H.  | 1                              |                               |          |
| 6                  | 42529                                  | TUBE - L.H.  | 1                              |   | 39              | 42529                                  | TUBE - L.H.  | 1                              |                               |          |
| 7                  | 111B-0806                              | CONNECTOR  | 4                              |   | 40              | 110W-08                                | BULKHEAD CONNECTOR   | 4                              |                               |          |
| 8                  | 111B-0808                              | CONNECTOR  | 6                              |   | 41              | 111B-0808                              | CONNECTOR  | 4                              |                               |          |
| 9                  | 111E-0806                              | CONNECTOR  | 4                              |   | 42              | 111E-0808                              | CONNECTOR  | 2                              |                               |          |
| 10                 | 111E-0808                              | CONNECTOR  | 4                              |   | 43              | 50A-0406                               | BOLT   | 4                              |                               |          |
| 11                 | 50A-0414                               | BOLT   | 6                              |   | 44              | 14A-04                                 | LOCKWASHER   | 4                              |                               |          |
| 12                 | 14A-04                                 | LOCKWASHER   | 6                              |   | 45              | 38A-0402                               | CAGE NUT   | 4                              |                               |          |
| 13                 | 38A-0402                               | CAGE NUT   | 6                              |   |                 |  |  |                                |                               |          |
|                    | 23712                                  | SEAL KIT FOR 34951 COUNTERBALANCE VALVE                                | A.R.                           |   |                 |  | ACCUMULATORS   |                                |                               |          |
|                    |  | BLADE LIFT CIRCUIT WITH FLOAT VALVES                                   |                                | OPTIONAL<br>710 TO 780A                     | 46              | 1008                                   | CLAMP  | 4                              |                               |          |
|                    |  |  |                                |   | 47              | 14382 X 52                             | HOSE   | 2                              |                               |          |
|                    |  |  |                                |   | 48              | 15754                                  | BRACKET  | 2                              |                               |          |
|                    |  |  |                                |   | 49              | 15755                                  | BAND   | 2                              |                               |          |
| 14                 | 9313 X 88                              | HOSE   | 1                              |   | 50              | 45807                                  | ACCUMULATOR  | 2                              |                               |          |
| 15                 | 9313 X 115                             | HOSE   | 2                              |   | 51              | 111B-0820                              | CONNECTOR  | 2                              |                               |          |
| 16                 | 14382 X 36                             | HOSE   | 2                              |   | 52              | 111C-0806                              | TEE - ( USE WITH ITEM 3 )  | 2                              |                               |          |
| 17                 | 14382 X 115                            | HOSE   | 2                              |   | 53              | 111D-0808                              | TEE - ( USE WITH ITEM 20 )   | 2                              |                               |          |
| 18                 | *46665                                 | SOLENOID CARTRIDGE   | 4                              |   | 54              | 112C-08                                | TEE  | 2                              |                               |          |
| 19                 | *46667                                 | COIL   | 4                              |   | 55              | 50A-0612                               | BOLT   | 4                              |                               |          |
| 20                 | *46668                                 | FLOAT VALVE ASSY. - INCLUDES<br>ITEMS 18,19,32 & 33                    | 2                              |   | 56              | 50A-0616                               | BOLT   | 10                             |                               |          |
| 21                 | 27506                                  | TUBE   | 2                              |   | 57              | 14A-06                                 | LOCKWASHER   | 10                             |                               |          |
| 22                 | 27549                                  | CARTRIDGE  | 4                              |   | 58              | 30A-06                                 | NUT  | 10                             |                               |          |
| 23                 | 42528                                  | TUBE   | 2                              |   |                 | 16042                                  | ACCUMULATOR CHARGING KIT - CONSISTS OF:  | A.R.                           |                               |          |
| 24                 | 110AH-0812                             | REDUCER  | 2                              |   |                 |  | PRESSURE GAUGE   |                                |                               |          |
| 25                 | 111B-0808                              | CONNECTOR  | 10                             |   |                 |  | ADAPTER  |                                |                               |          |
| 26                 | 111E-0808                              | CONNECTOR  | 6                              |   |                 |  | AIR CHUCK  |                                |                               |          |
| 27                 | 111F-0808                              | CONNECTOR  | 4                              |   |                 |  | TANK VALVE   |                                |                               |          |
| 28                 | 112D-08                                | CONNECTOR  | 1                              |   |                 |  | BLEEDER VALVE  |                                |                               |          |
| 29                 | 50A-0532                               | BOLT   | 4                              |   |                 |  | SWIVEL FITTING   |                                |                               |          |
| 30                 | 14A-05                                 | LOCKWASHER   | 4                              |   |                 |  | HOSE   |                                |                               |          |
| 31                 | 38A-0502                               | CAGE NUT   | 4                              |   |                 |  | COUPLING   |                                |                               |          |
| 32                 | 32A-08                                 | NUT  | 4                              |   |                 |  | GLAND  |                                |                               |          |
| 33                 | 33E-10                                 | BRASS NUT  | 4                              |   |                 |  | L.H. NUT   |                                |                               |          |
|                    | 27548                                  | SEAL KIT FOR 46668 FLOAT VALVE   | A.R.                           |   | 59              | 46265                                  | ACCUMULATOR BLADDER KIT - CONSISTS OF:<br>O RING, RETAINING RING, SEAL & BLADDER | 1                              |                               |          |
|                    |  |  |                                |   | 60              |  | HYDRAULIC CYLINDER   | REF.                           | SECTION 3<br>PAGE 6           |          |
|                    |  |  |                                |   | 61              |  | HYDRAULIC MANIFOLD   | REF.                           | SECTION 4<br>PAGE 8           |          |

CHAMPION ROAD MACHINERY

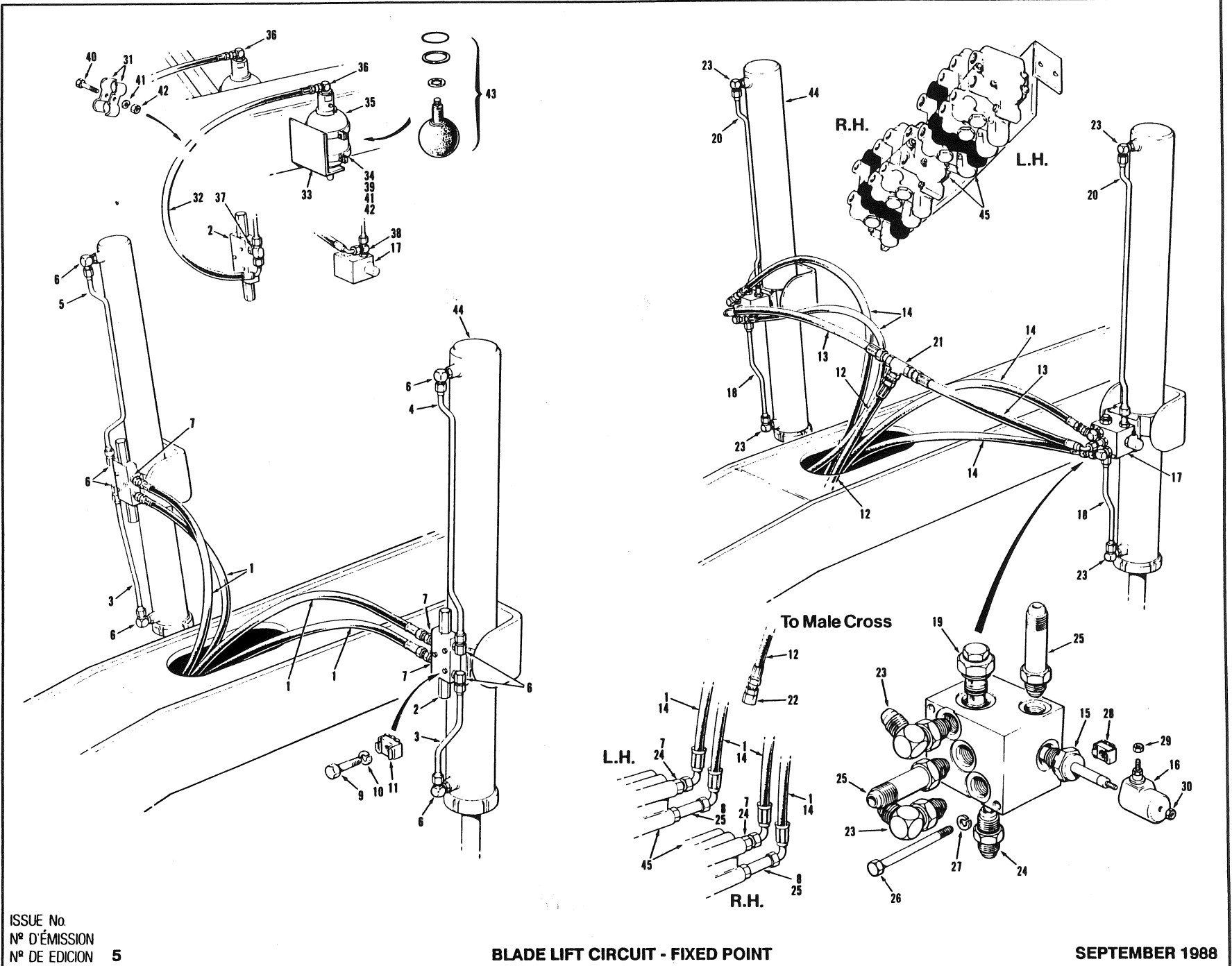
EFFECTIVE SERIAL NUMBERS)  
 NUMEROSI DE SÉRIE EFFECTIFS)  
 NUMEROSI DE SÉRIE EFFECTIVOS)

19292 & UP

700 SERIES  
 SERIE 700

SECTION 3 PAGE 3  
 SECCION 3 PAGINA 3

ISSUE No.  
 N° D'ÉMISSION  
 N° DE EDICION 5



BLADE LIFT CIRCUIT - FIXED POINT

SEPTEMBER 1988

FOR LIST OF PARTS - TURN THIS PAGE

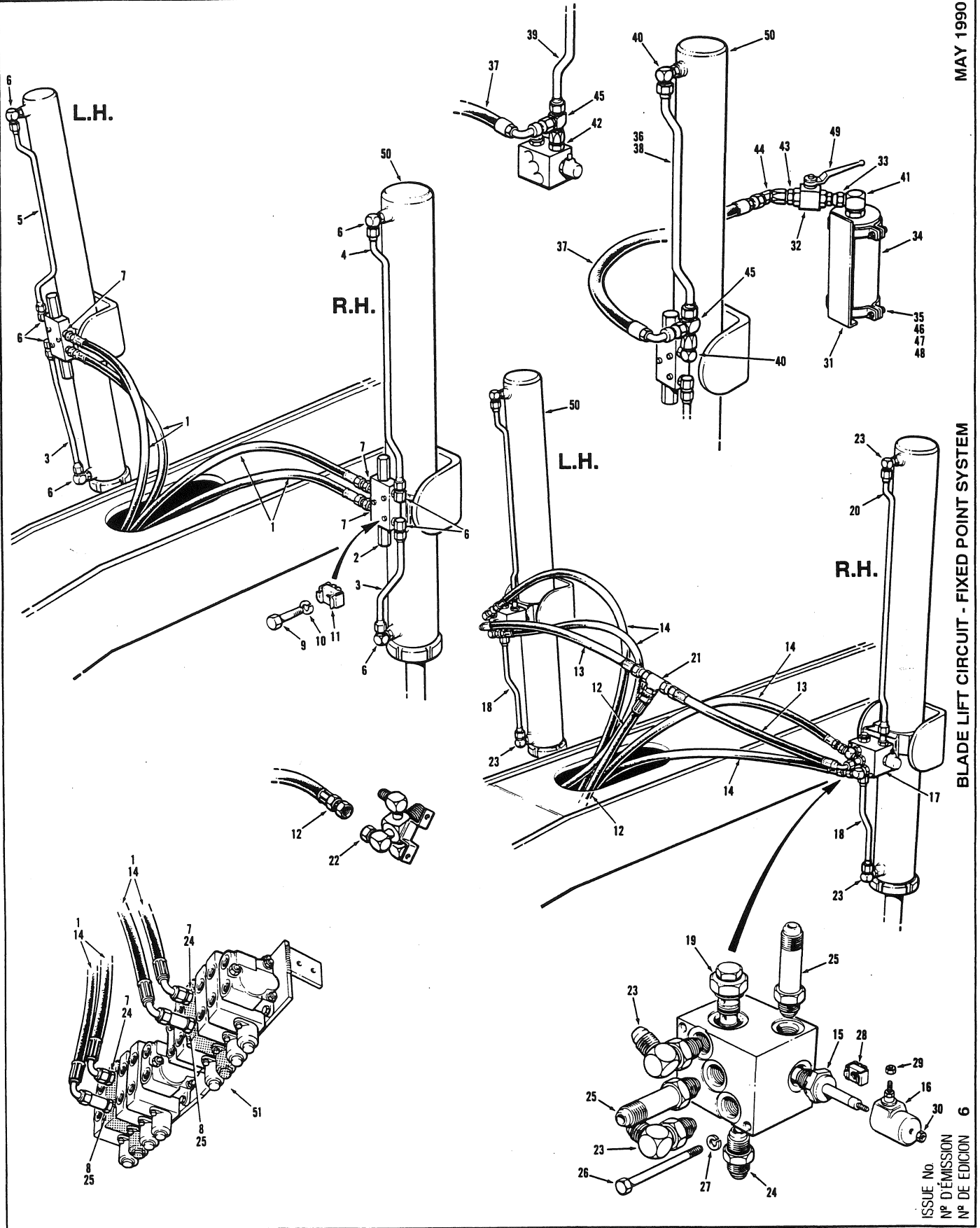
POUR LA LISTE DES PIÈCES - VOIR AU VERSO

PARA LA LISTA DE LAS PIEZAS - VER AL VERSO

USE ONLY CHAMPION APPROVED PARTS

| SECTION<br>SECCION                          |  | PAGE<br>PAGINA  | ISSUE No.<br>N° D'ÉMISSION<br>N° DE EDICION | BLADE LIFT CIRCUIT - FIXED POINT |                             | SEPTEMBER 1988                         |  |                                |                               |
|---|--|---|---|----------------------------------|-----------------------------|--|--|--------------------------------|-------------------------------|
| No.<br>N°<br>N°                             | PART No.<br>N° DE PIÈCE<br>N° DE PIEZA | DESCRIPTION<br>DESCRIPTION<br>DESCRIPCION             | No. REQ.<br>N° REQ.<br>N° REQ.              | REMARKS<br>REMARQUES<br>NOTAS    | No.<br>N°<br>N°             | PART No.<br>N° DE PIÈCE<br>N° DE PIEZA | DESCRIPTION<br>DESCRIPTION<br>DESCRIPCION  | No. REQ.<br>N° REQ.<br>N° REQ. | REMARKS<br>REMARQUES<br>NOTAS |
| <u>CIRCUIT WITH COUNTERBALANCE VALVES</u>   |  |   |   | STANDARD<br>710 TO 780A          | <u>ACCUMULATORS</u>         |  |  |                                | STANDARD<br>750 TO 780A       |
|   |  |   |   |                                  | <u>OPTIONAL 710 TO 740A</u> |  |  |                                |                               |
| 1   | 14382 X 115                            | HOSE  | 4   |                                  |                             |  |  |                                |                               |
| 2   | 34951                                  | COUNTERBALANCE VALVE                                  | 2   |                                  |                             |  |  |                                |                               |
| 3   | 27507                                  | TUBE  | 2   |                                  |                             |  |  |                                |                               |
| 4   | 42528                                  | TUBE - R.H.   | 1   |                                  | 31                          | 1008                                   | CLAMP  | 4                              |                               |
| 5   | 42529                                  | TUBE - L.H.   | 1   |                                  | 32                          | 14382 X 52                             | HOSE   | 2                              |                               |
| 6   | 111B-0808                              | CONNECTOR   | 8   |                                  | 33                          | 15754                                  | BRACKET  | 2                              |                               |
| 7   | 111E-0808                              | CONNECTOR   | 6   |                                  | 34                          | 15755                                  | BAND   | 2                              |                               |
| 8   | *111F-0808                             | CONNECTOR   | 2   |                                  | 35                          | 45807                                  | ACCUMULATOR  | 2                              |                               |
| 9   | 50A-0414                               | BOLT  | 6   |                                  | 36                          | 111B-0820                              | CONNECTOR  | 2                              |                               |
| 10  | 14A-04                                 | LOCKWASHER  | 6   |                                  | 37                          | 111C-0806                              | TEE - ( USE WITH ITEM 2 )  | 2                              |                               |
| 11  | 38A-0402                               | CAGE NUT  | 6   |                                  | 38                          | 111D-0808                              | TEE - ( USE WITH ITEM 17 )   | 2                              |                               |
|   | 23712                                  | SEAL KIT FOR 34951 COUNTERBALANCE VALVE               | A.R.  |                                  | 39                          | 50A-0612                               | BOLT   | 4                              |                               |
| <u>BLADE LIFT CIRCUIT WITH FLOAT VALVES</u> |  |   |   | OPTIONAL<br>710 TO 780A          |                             |  |  |                                |                               |
| 12  | 9313 X 88                              | HOSE  | 1   |                                  | 40                          | 50A-0616                               | BOLT   | 10                             |                               |
| 13  | 14382 X 36                             | HOSE  | 2   |                                  | 41                          | 14A-06                                 | LOCKWASHER   | 10                             |                               |
| 14  | 14382 X 115                            | HOSE  | 4   |                                  | 42                          | 30A-06                                 | NUT  | 10                             |                               |
| 15  | 46665                                  | SOLENOID CARTRIDGE                                    | 4   |                                  |                             | 16042                                  | ACCUMULATOR CHARGING KIT - CONSISTS OF:  | A.R.                           |                               |
| 16  | 46667                                  | COIL  | 4   |                                  |                             |  | PRESSURE GAUGE   |                                |                               |
| 17  | 46668                                  | FLOAT VALVE ASSY. - INCLUDES<br>ITEMS 15, 16, 29 & 30 | 2   |                                  |                             |  | ADAPTER  |                                |                               |
| 18  | 27506                                  | TUBE  | 2   |                                  |                             |  | AIR CHUCK  |                                |                               |
| 19  | 27549                                  | CARTRIDGE   | 4   |                                  |                             |  | TANK VALVE   |                                |                               |
| 20  | 42528                                  | TUBE  | 2   |                                  |                             |  | BLEEDER VALVE  |                                |                               |
| 21  | *110AA-08                              | CONNECTOR   | 1   |                                  |                             |  | SWIVEL FITTING   |                                |                               |
| 22  | 110AH-0812                             | REDUCER   | 1   |                                  |                             |  | HOSE   |                                |                               |
| 23  | 111B-0808                              | CONNECTOR   | 8   |                                  | 43                          | 46266                                  | ACCUMULATOR BLADDER KIT - CONSISTS OF:<br>O RING, RETAINING RING, SEAL & BLADDER | 1                              |                               |
| 24  | 111E-0808                              | CONNECTOR   | 4   |                                  |                             |  |  |                                |                               |
| 25  | 111F-0808                              | CONNECTOR   | 6   |                                  |                             |  |  |                                |                               |
| 26  | 50A-0532                               | BOLT  | 4   |                                  | 44                          |  | HYDRAULIC CYLINDER   | REF.                           | SECTION 3<br>PAGE 6           |
| 27  | 14A-05                                 | LOCKWASHER  | 4   |                                  |                             |  |  |                                |                               |
| 28  | 38A-0502                               | CAGE NUT  | 4   |                                  |                             |  |  |                                |                               |
| 29  | 32A-08                                 | NUT   | 4   |                                  | 45                          |  | HYDRAULIC MANIFOLD   | REF.                           | SECTION 4<br>PAGE 8           |
| 30  | 33E-10                                 | BRASS NUT   | 4   |                                  |                             |  |  |                                |                               |
|   | 27548                                  | SEAL KIT FOR 46668 FLOAT VALVE                        | A.R.  |                                  |                             |  |  |                                |                               |

CHAMPION ROAD MACHINERY



PARA LA LISTA DE LAS PIEZAS - VÉR AL VFRSO

BLADE LIFT CIRCUIT - FIXED POINT SYSTEM

POUR LA LISTE DES PIÈCES - VOIR AL VFRSO

FOR LIST OF PARTS - TURN THIS PAGE

ISSUE No  
N° D'ÉMISSION  
N° DE EDICION

6

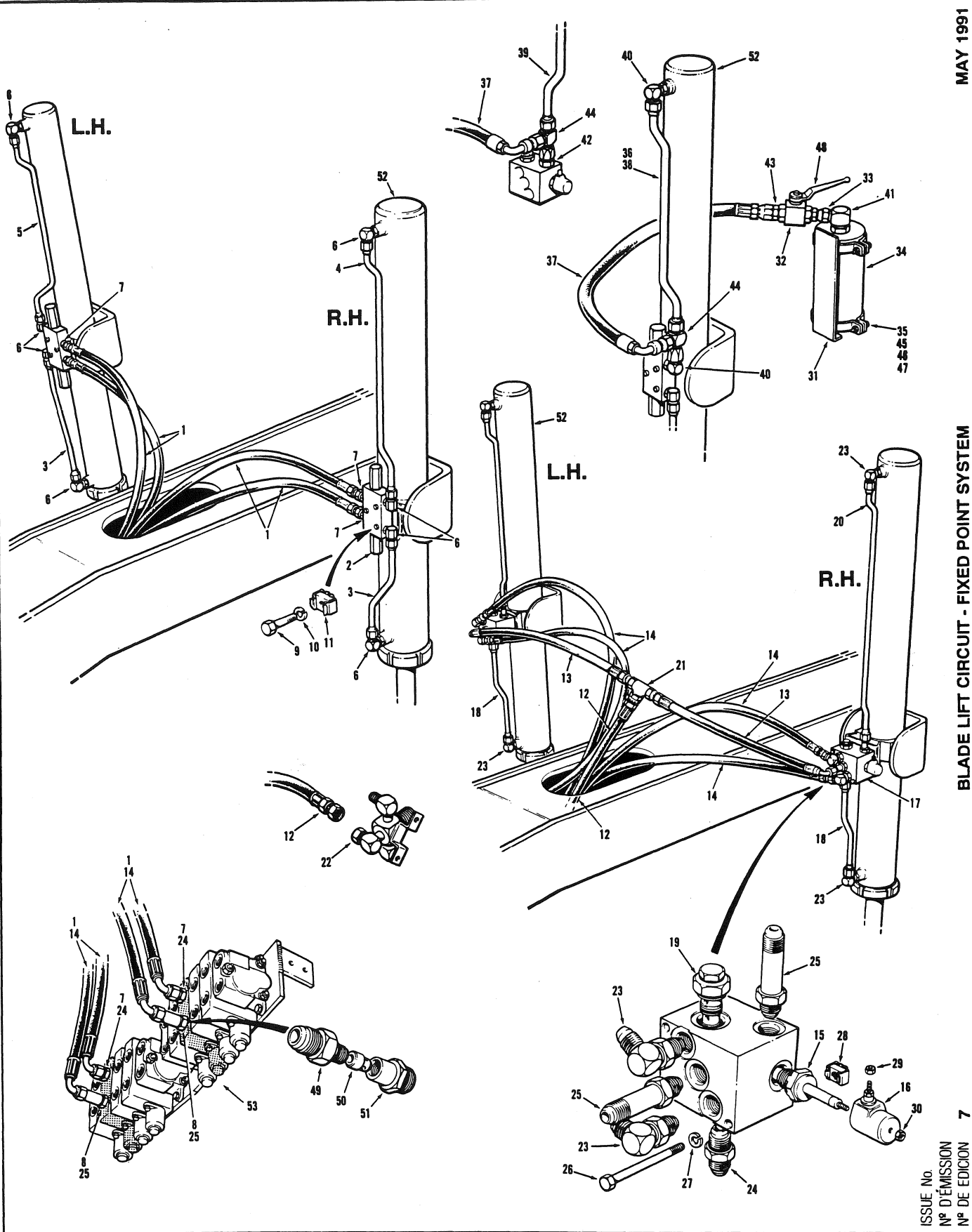
EFFECTIVE SERIAL NUMBER(S) 20493 to 20505, 20511, 20514,  
 NUMERO(S) DE SÉRIE EFFECTIFS) 20566, 20602 to 20614, 20621,  
 NUMERO(S) DE SERIE EFFECTIVO(S) 20626, 20681, 20710 & UP

**700 SERIES**  
**SERIE 700**

**SECTION 3 PAGE 3**  
**SECCION 3 PAGINA 3**

| SECTION<br>SECCION                        |  | PAGE<br>PAGINA                              |                               | ISSUE No.<br>N° D'ÉMISSION<br>N° DE EDICION |                 | BLADE LIFT CIRCUIT - FIXED POINT SYSTEM |   |                               |                               | MAY 1990 |  |
|---|--|---|-------------------------------|---|-----------------|---|---|-------------------------------|-------------------------------|----------|--|
| No.<br>N°<br>N°                           | PART No.<br>N° DE PIÈCE<br>N° DE PIEZA | DESCRIPTION<br>DESCRIPTION<br>DESCRIPCION   | No. REQ<br>N° REQ.<br>N° REQ. | REMARKS<br>REMARQUES<br>NOTAS               | No.<br>N°<br>N° | PART No.<br>N° DE PIECE<br>N° DE PIEZA  | DESCRIPTION<br>DESCRIPTION<br>DESCRIPCION             | No. REQ<br>N° REQ.<br>N° REQ. | REMARKS<br>REMARQUES<br>NOTAS |          |  |
| <b>CIRCUIT WITH COUNTERBALANCE VALVES</b> |  |   |                               | <b>STANDARD</b><br>710 thru 780A            |                 | <b>ACCUMULATORS</b>                     |   |                               |                               |          |  |
| 1   | 14382 x 115                            | HOSE  | 4                             |   | 31              | *54883                                  | BRACKET   | 2                             | REPAIR PART                   |          |  |
| 2   | 34951                                  | COUNTERBALANCE VALVE                        | 2                             |   | 32              | *54911                                  | VALVE   | 2                             |                               |          |  |
|   | 23712                                  | SEAL KIT FOR 34951 - COUNTERBALANCE VALVE   | 1 ea.                         |   | 33              | *54912                                  | CONNECTOR   | 2                             |                               |          |  |
| 3   | 27507                                  | TUBE  | 2                             |   | 34              | *54913                                  | ACCUMULATOR   | 2                             |                               |          |  |
| 4   | 42528                                  | TUBE - R.H.                                 | 1                             |   |                 | *56473                                  | SEAL KIT FOR 54913 - ACCUMULATOR, CONSISTS OF:        | 1 ea.                         |                               |          |  |
| 5   | 42529                                  | TUBE - L.H.                                 | 1                             |   |                 |   | O RING 1, SEAL RING 1, SQ. SEAL RING 2, PISTON RING 2 |                               |                               |          |  |
| 6   | 111B-0808                              | CONNECTOR                                   | 8                             |   |                 | *56475                                  | CHARGING KIT  | 1                             |                               |          |  |
| 7   | 111E-0808                              | CONNECTOR                                   | 6                             |   |                 | *56474                                  | GAUGE FOR CHARGING KIT                                |                               |                               |          |  |
| 8   | 111F-0808                              | CONNECTOR                                   | 2                             |   | 35              | *55029                                  | CLAMP   | 4                             |                               |          |  |
| 9   | 50A-0414                               | BOLT  | 6                             |   | 36              | *55092                                  | TUBE - R.H. - USE WITH ITEM 2                         | 1                             |                               |          |  |
| 10  | 14A-04                                 | LOCKWASHER                                  | 6                             |   | 37              | *55105 x 50                             | HOSE  | 2                             |                               |          |  |
| 11  | 38A-0402                               | CAGE NUT                                    | 6                             |   | 38              | *55117                                  | TUBE - L.H. - USE WITH ITEM 2                         | 1                             |                               |          |  |
|   |  |   |                               |   | 39              | *55253                                  | TUBE - USE WITH ITEM 17                               | 2                             |                               |          |  |
|   |  | <b>BLADE LIFT CIRCUIT WITH FLOAT VALVES</b> |                               | <b>OPTIONAL</b><br>710 thru 780A            | 40              | *111B-1208                              | CONNECTOR   | 4                             |                               |          |  |
| 12  | *9313 x 90                             | HOSE  | 1                             |   | 41              | *111B-1220                              | CONNECTOR   | 2                             |                               |          |  |
| 13  | *14382 x 40                            | HOSE  | 2                             |   | 42              | *111E-1208                              | CONNECTOR   | 2                             |                               |          |  |
| 14  | 14382 x 115                            | HOSE  | 4                             |   | 43              | *111E-1212                              | CONNECTOR   | 2                             |                               |          |  |
| 15  | 46665                                  | SOLENOID CARTRIDGE                          | 4                             |   | 44              | *112A-12                                | CONNECTOR   | 2                             |                               |          |  |
| 16  | 46667                                  | COIL  | 4                             |   | 45              | *112C-12                                | TEE   | 2                             |                               |          |  |
| 17  | 46668                                  | FLOAT VALVE ASSEMBLY                        | 2                             |   | 46              | *50A-0612                               | BOLT  | 8                             |                               |          |  |
|   |  | - INCLUDES ITEMS 15, 16, 19, 29 & 30        |                               |   | 47              | 14A-06                                  | LOCKWASHER  | 8                             |                               |          |  |
|   | 27548                                  | SEAL KIT FOR 46668 - FLOAT VALVE            | 1 ea.                         |   | 48              | 30A-06                                  | NUT   | 8                             |                               |          |  |
| 18  | 27506                                  | TUBE  | 2                             |   | 49              | *56874                                  | HANDLE  | 2                             |                               |          |  |
| 19  | 27549                                  | CARTRIDGE                                   | 4                             |   | 50              |   | HYDRAULIC CYLINDER                                    | REF.                          | SECT. 3<br>PG. 6              |          |  |
| 20  | 42528                                  | TUBE  | 2                             |   | 51              |   | HYDRAULIC MANIFOLD                                    | REF.                          | SECT. 4<br>PG. 8              |          |  |
| 21  | 110AA-08                               | CONNECTOR                                   | 1                             |   |                 |   |   |                               |                               |          |  |
| 22  | 110AH-0812                             | REDUCER                                     | 1                             |   |                 |   |   |                               |                               |          |  |
| 23  | 111B-0808                              | CONNECTOR                                   | 8                             |   |                 |   |   |                               |                               |          |  |
| 24  | 111E-0808                              | CONNECTOR                                   | 4                             |   |                 |   |   |                               |                               |          |  |
| 25  | 111F-0808                              | CONNECTOR                                   | 6                             |   |                 |   |   |                               |                               |          |  |
| 26  | 50A-0532                               | BOLT  | 4                             |   |                 |   |   |                               |                               |          |  |
| 27  | 14A-05                                 | LOCKWASHER                                  | 4                             |   |                 |   |   |                               |                               |          |  |
| 28  | 38A-0502                               | CAGE NUT                                    | 4                             |   |                 |   |   |                               |                               |          |  |
| 29  | 32A-08                                 | NUT   | 4                             |   |                 |   |   |                               |                               |          |  |
| 30  | 33E-10                                 | BRASS NUT                                   | 4                             |   |                 |   |   |                               |                               |          |  |

CHAMPION ROAD MACHINERY



MAY 1991

BLADE LIFT CIRCUIT - FIXED POINT SYSTEM

PARA LA LISTA DE LAS PIEZAS - VER AL VERSO

POUR LA LISTE DES PIÈCES - VOIR AU VERSO

FOR LIST OF PARTS - TURN THIS PAGE

ISSUE No.  
N° D'ÉMISSION  
N° DE EDICION 7

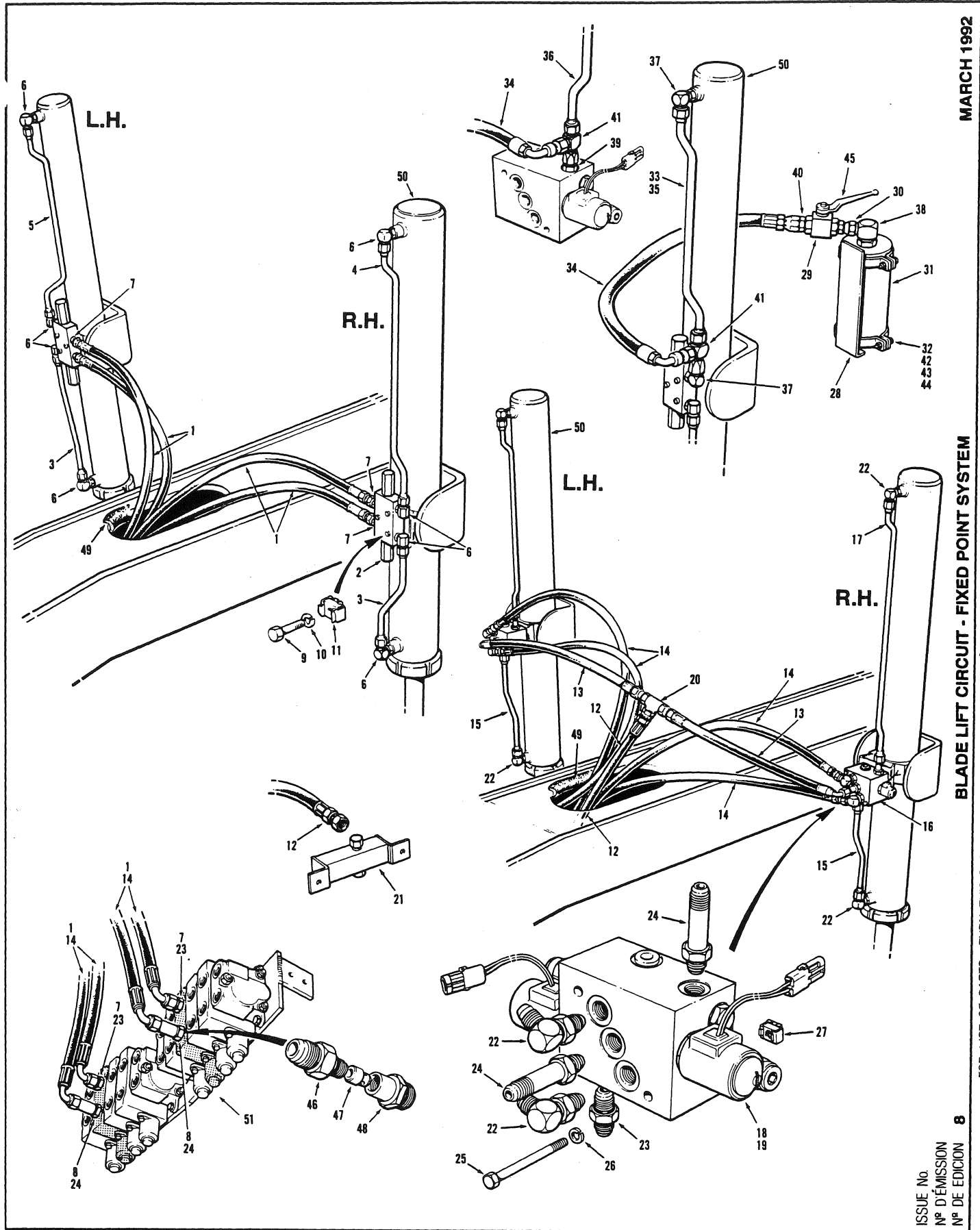
EFFECTIVE SERIAL NUMBER(S) 21254 & UP  
NUMERO(S) DE SÉRIE EFFECTIF(S)  
NUMERO(S) DE SERIE EFECTIVO(S)

700 SERIES  
SERIE 700

SECTION 3 PAGE 3  
SECCION 3 PAGINA 3

| SECTION<br>SECCION                          | 3                                      | PAGE<br>PAGINA   | 4                              | ISSUE No.<br>N° D'ÉMISSION<br>N° DE EDICION | 7                   | BLADE LIFT CIRCUIT - FIXED POINT SYSTEM |   |                                |                               | MAY 1991 |
|---|--|--|--------------------------------|---|---------------------|---|---|--------------------------------|-------------------------------|----------|
| No.<br>N°<br>N°                             | PART No.<br>N° DE PIÈCE<br>N° DE PIEZA | DESCRIPTION<br>DÉSCRIPTION<br>DESCRIPCION  | No. REQ.<br>N° REQ.<br>N° REQ. | REMARKS<br>REMARQUES<br>NOTAS               | No.<br>N°<br>N°     | PART No.<br>N° DE PIECE<br>N° DE PIEZA  | DESCRIPTION<br>DÉSCRIPTION<br>DESCRIPCION   | No. REQ.<br>N° REQ.<br>N° REQ. | REMARKS<br>REMARQUES<br>NOTAS |          |
| <b>CIRCUIT WITH COUNTERBALANCE VALVES</b>   |  |  |                                | STANDARD<br>710 thru 780A                   | <b>ACCUMULATORS</b> |   |   |                                |                               |          |
| 1   | *14382 x 123                           | HOSE   | 4                              |   | 31                  | 54883                                   | BRACKET   | 2                              | REPAIR PART                   |          |
| 2   | 34951                                  | COUNTERBALANCE VALVE   | 2                              |   | 32                  | 54911                                   | VALVE   | 2                              |                               |          |
|   | 23712                                  | SEAL KIT FOR 34951 - COUNTERBALANCE VALVE  | 1 ea.                          |   | 33                  | 54912                                   | CONNECTOR   | 2                              |                               |          |
| 3   | 27507                                  | TUBE   | 2                              |   | 34                  | 54913                                   | ACCUMULATOR   | 2                              |                               |          |
| 4   | 42528                                  | TUBE - R.H.  | 1                              |   |                     | 56473                                   | SEAL KIT FOR 54913 - ACCUMULATOR, CONSISTS OF:<br>O-RING 1, SEAL RING 1, SQ. SEAL RING 2, PISTON RING 2 | 1 ea.                          |                               |          |
| 5   | 42529                                  | TUBE - L.H.  | 1                              |   |                     | 56475                                   | CHARGING KIT  | 1                              |                               |          |
| 6   | 111B-0808                              | CONNECTOR  | 8                              |   |                     | 56474                                   | GAUGE FOR CHARGING KIT  |                                |                               |          |
| 7   | 111E-0808                              | CONNECTOR  | 6                              |   |                     |   |   |                                |                               |          |
| 8   | 111F-0808                              | CONNECTOR  | 2                              |   | 35                  | 55029                                   | CLAMP   | 4                              |                               |          |
| 9   | 50A-0414                               | BOLT   | 6                              |   | 36                  | 55092                                   | TUBE - R.H. - USE WITH ITEM 2   | 1                              |                               |          |
| 10  | 14A-04                                 | LOCKWASHER   | 6                              |   | 37                  | 55105 x 50                              | HOSE  | 2                              |                               |          |
| 11  | 38A-0402                               | CAGE NUT   | 6                              |   | 38                  | 55117                                   | TUBE - L.H. - USE WITH ITEM 2   | 1                              |                               |          |
|   |  |  |                                |   | 39                  | 55253                                   | TUBE - USE WITH ITEM 17   | 2                              |                               |          |
|   |  |  |                                |   | 40                  | 111B-1208                               | CONNECTOR   | 4                              |                               |          |
|   |  |  |                                |   | 41                  | 111B-1220                               | CONNECTOR   | 2                              |                               |          |
|   |  |  |                                |   | 42                  | 111E-1208                               | CONNECTOR   | 2                              |                               |          |
|   |  |  |                                |   | 43                  | 111E-1212                               | CONNECTOR   | 2                              |                               |          |
|   |  |  |                                |   | 44                  | *112C-12                                | TEE   | 2                              |                               |          |
|   |  |  |                                |   | 45                  | 50A-0812                                | BOLT  | 8                              |                               |          |
|   |  |  |                                |   | 46                  | 14A-08                                  | LOCKWASHER  | 8                              |                               |          |
|   |  |  |                                |   | 47                  | 30A-08                                  | NUT   | 8                              |                               |          |
|   |  |  |                                |   | 48                  | 56874                                   | HANDLE  | 2                              |                               |          |
|   |  |  |                                |   | 49                  | *48552                                  | ADAPTOR   | 1                              |                               |          |
|   |  |  |                                |   | 50                  | *49368                                  | RESTRICTOR  | 1                              |                               |          |
|   |  |  |                                |   | 51                  | *49369                                  | BODY  | 1                              |                               |          |
|   |  |  |                                |   | 52                  |   | HYDRAULIC CYLINDER  | REF.                           | Sect 3 Pg 6                   |          |
|   |  |  |                                |   | 53                  |   | HYDRAULIC MANIFOLD  | REF.                           | Sect 4 Pg 8                   |          |
| <b>BLADE LIFT CIRCUIT WITH FLOAT VALVES</b> |  |  |                                | OPTIONAL<br>710 thru 780A                   |                     |   |   |                                |                               |          |
| 12  | 9313 x 90                              | HOSE   | 1                              |   |                     |   |   |                                |                               |          |
| 13  | 14382 x 40                             | HOSE   | 2                              |   |                     |   |   |                                |                               |          |
| 14  | *14382 x 123                           | HOSE   | 4                              |   |                     |   |   |                                |                               |          |
| 15  | 46665                                  | SOLENOID CARTRIDGE   | 4                              |   |                     |   |   |                                |                               |          |
| 16  | 46667                                  | COIL   | 4                              |   |                     |   |   |                                |                               |          |
| 17  | 46668                                  | FLOAT VALVE ASSEMBLY<br>- INCLUDES ITEMS 15, 16, 19, 29 & 30<br>SEAL KIT FOR 46668 - FLOAT VALVE | 2<br>1 ea.                     |   |                     |   |   |                                |                               |          |
|   | 27548                                  |  |                                |   |                     |   |   |                                |                               |          |
| 18  | 27506                                  | TUBE   | 2                              |   |                     |   |   |                                |                               |          |
| 19  | 27549                                  | CARTRIDGE  | 4                              |   |                     |   |   |                                |                               |          |
| 20  | 42528                                  | TUBE   | 2                              |   |                     |   |   |                                |                               |          |
| 21  | 110AA-08                               | CONNECTOR  | 1                              |   |                     |   |   |                                |                               |          |
| 22  | 110AH-0812                             | REDUCER  | 1                              |   |                     |   |   |                                |                               |          |
| 23  | 111B-0808                              | CONNECTOR  | 8                              |   |                     |   |   |                                |                               |          |
| 24  | 111E-0808                              | CONNECTOR  | 2 or 4                         |   |                     |   |   |                                |                               |          |
| 25  | 111F-0808                              | CONNECTOR  | 4 or 6                         |   |                     |   |   |                                |                               |          |
| 26  | 50A-0532                               | BOLT   | 4                              |   |                     |   |   |                                |                               |          |
| 27  | 14A-05                                 | LOCKWASHER   | 4                              |   |                     |   |   |                                |                               |          |
| 28  | 38A-0502                               | CAGE NUT   | 4                              |   |                     |   |   |                                |                               |          |
| 29  | 32A-08                                 | NUT  | 4                              |   |                     |   |   |                                |                               |          |
| 30  | 33E-10                                 | BRASS NUT  | 4                              |   |                     |   |   |                                |                               |          |





MARCH 1992

BLADE LIFT CIRCUIT - FIXED POINT SYSTEM

FOR LIST OF PARTS - TURN THIS PAGE  
 POUR LA LISTE DES PIÈCES - VOIR AU VERSO  
 PARA LA LISTA DE LAS PIEZAS - VER AL VERSO

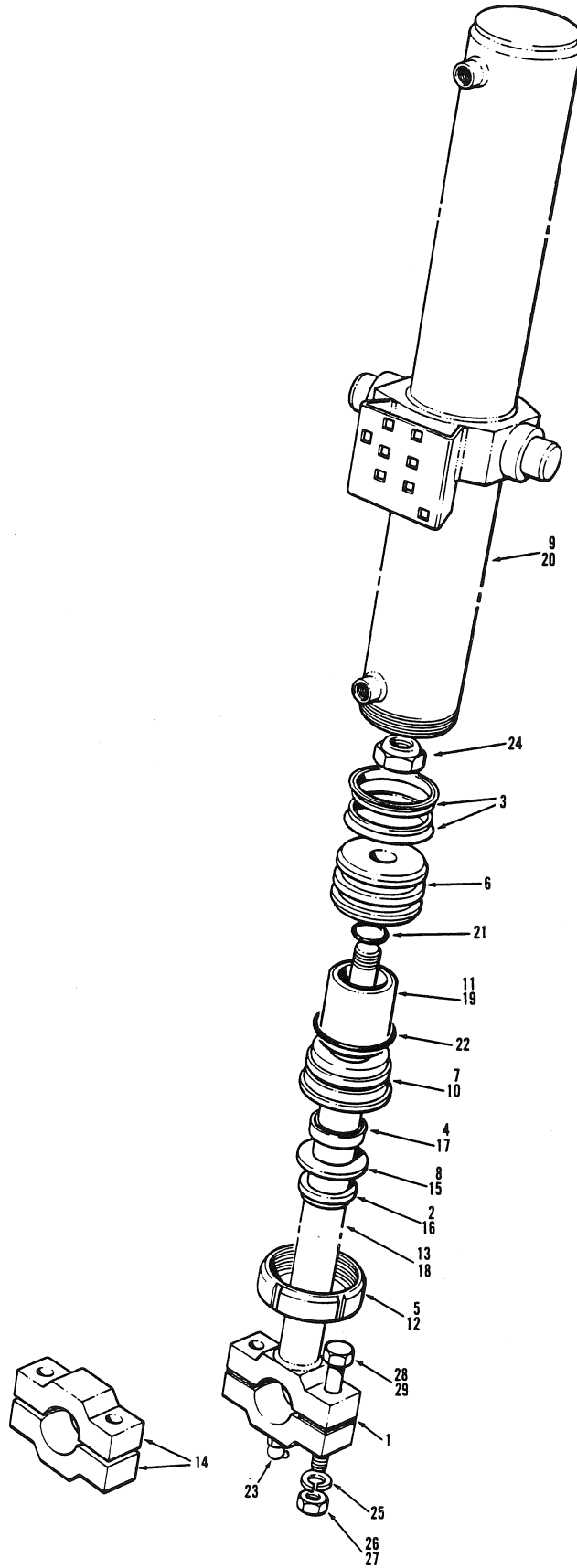
ISSUE No.  
 N° D'ÉMISSION  
 N° DE EDICIÓN

EFFECTIVE SERIAL NUMBER(S) 22132 & UP  
 NUMERO(S) DE SÉRIE EFFECTIF(S)  
 NUMERO(S) DE SERIE EFECTIVO(S)

700 SERIES  
 SERIE 700

SECTION 3 PAGE 3  
 SECCION 3 PAGINA 3





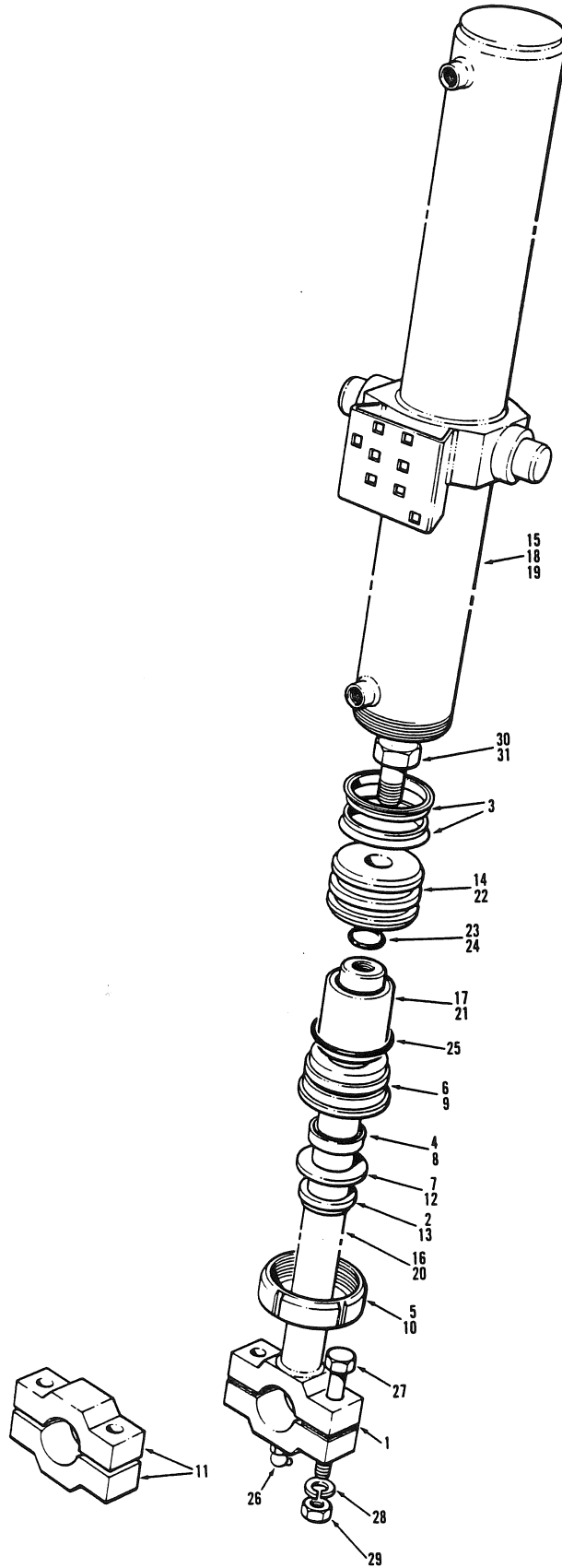
ISSUE No.  
 N° D'ÉMISSION  
 N° DE EDICION

EFFECTIVE SERIAL NUMBER(S) 16224, 16245 TO 16805  
 NUMERO(S) DE SÉRIE EFFECTIF(S)  
 NUMERO(S) DE SERIE EFECTIVO(S)  
 U.S. 2021-2 TO 2419-2

700 SERIES  
 SERIE 700

SECTION 3 PAGE 5  
 SECCION 3 PAGINA 5

| SECTION<br>SECCION |  | PAGE<br>PAGINA  |                                | ISSUE No.<br>N° D'ÉMISSION<br>N° DE EDICION           |                 | 1 REVISION A                           |   | BLADE LIFT CYLINDERS           |                               | FEBRUARY 1986 |  |
|--------------------|--|---|--------------------------------|---|-----------------|--|---|--------------------------------|-------------------------------|---------------|--|
| No.<br>N°<br>N°    | PART No.<br>N° DE PIÈCE<br>N° DE PIEZA | DESCRIPTION<br>DÉSCRIPTION<br>DESCRIPCION   | No. REQ.<br>N° REQ.<br>N° REQ. | REMARKS<br>REMARQUES<br>NOTAS                         | No.<br>N°<br>N° | PART No.<br>N° DE PIÈCE<br>N° DE PIEZA | DESCRIPTION<br>DÉSCRIPTION<br>DESCRIPCION | No. REQ.<br>N° REQ.<br>N° REQ. | REMARKS<br>REMARQUES<br>NOTAS |               |  |
|                    | 36473                                  | STANDARD DUTY BLADE LIFT CYLINDER ASSY. -<br>LIGHT WALL - INCLUDES ITEMS 1 TO 8, 18 TO<br>26 & 28           |                                | STANDARD ON<br>710 THRU<br>740A                       |                 |  |   |                                |                               |               |  |
|                    | 36009                                  | STANDARD DUTY BLADE LIFT CYLINDER ASSY. -<br>HEAVY WALL - INCLUDES ITEMS 1 TO 9, 18, 19,<br>21 TO 26 & 28   |                                | STANDARD ON<br>760<br>OPTIONAL ON<br>720 THRU<br>740A |                 |  |   |                                |                               |               |  |
|                    | 35779                                  | HEAVY DUTY BLADE LIFT CYLINDER ASSY. -<br>INCLUDES ITEMS 1 TO 3, 6, 9 TO 13, 15 TO 17,<br>21 TO 25, 27 & 29 |                                | OPTIONAL ON<br>740, 740A<br>& 760                     |                 |  |   |                                |                               |               |  |
| 1                  | 872                                    | SHIM  | 6                              |   |                 |  |   |                                |                               |               |  |
| 2                  | 12035                                  | ROD WIPER   | 1                              |   |                 |  |   |                                |                               |               |  |
| 3                  | 12036                                  | PISTON SEAL   | 2                              |   |                 |  |   |                                |                               |               |  |
| 4                  | 12037                                  | ROD SEAL  | 1                              |   |                 |  |   |                                |                               |               |  |
| 5                  | 17608                                  | CYLINDER NUT  | 1                              |   |                 |  |   |                                |                               |               |  |
| 6                  | 17609                                  | PISTON  | 1                              |   |                 |  |   |                                |                               |               |  |
| 7                  | 17610                                  | GLAND   | 1                              |   |                 |  |   |                                |                               |               |  |
| 8                  | 17614                                  | BACK-UP WASHER  | 1                              |   |                 |  |   |                                |                               |               |  |
| 9                  | 26880                                  | BARREL - HEAVY WALL   | 1                              |   |                 |  |   |                                |                               |               |  |
| 10                 | 35774                                  | GLAND   | 1                              | } HEAVY<br>DUTY                                       |                 |  |   |                                |                               |               |  |
| 11                 | 35775                                  | STOP TUBE   | 1                              |   |                 |  |   |                                |                               |               |  |
| 12                 | 35776                                  | CYLINDER NUT  | 1                              |   |                 |  |   |                                |                               |               |  |
| 13                 | 35777                                  | PISTON ROD ASSY.  | 1                              |   |                 |  |   |                                |                               |               |  |
| 14                 | 35777-2                                | BALL CAP - MATCHED SET  | 1                              | REPAIR PART   |                 |  |   |                                |                               |               |  |
| 15                 | 35778                                  | BACK-UP WASHER  | 1                              | } HEAVY<br>DUTY                                       |                 |  |   |                                |                               |               |  |
| 16                 | 35834                                  | ROD WIPER   | 1                              |   |                 |  |   |                                |                               |               |  |
| 17                 | *30206                                 | ROD SEAL  | 1                              |   |                 |  |   |                                |                               |               |  |
| 18                 | 36008                                  | PISTON ROD ASSY.  | 1                              |   |                 |  |   |                                |                               |               |  |
| 19                 | 36011                                  | STOP TUBE   | 1                              |   |                 |  |   |                                |                               |               |  |
| 20                 | 36429                                  | BARREL - LIGHT WALL   | 1                              |   |                 |  |   |                                |                               |               |  |
| 21                 | 12A-218                                | O RING  | 1                              |   |                 |  |   |                                |                               |               |  |
| 22                 | 12A-342                                | O RING  | 1                              |   |                 |  |   |                                |                               |               |  |
| 23                 | 29B-02                                 | GREASE FITTING  | 1                              |   |                 |  |   |                                |                               |               |  |
| 24                 | 37H-20                                 | LOCKNUT   | 1                              |   |                 |  |   |                                |                               |               |  |
| 25                 | 14A-10                                 | LOCKWASHER  | 2                              | HEAVY DUTY  |                 |  |   |                                |                               |               |  |
| 26                 | 30A-10                                 | NUT   | 2                              |   |                 |  |   |                                |                               |               |  |
| 27                 | 31A-10                                 | NUT   | 2                              | HEAVY DUTY  |                 |  |   |                                |                               |               |  |
| 28                 | 50A-1032                               | BOLT  | 2                              |   |                 |  |   |                                |                               |               |  |
| 29                 | 51A-1032                               | BOLT  | 2                              |   |                 |  |   |                                |                               |               |  |
|                    | 26409                                  | REPAIR KIT FOR 36473 & 36009 CYLINDER<br>ASSY. - INCLUDES ITEMS 2 TO 4, 8, 21, 22 & 24                      | A.R.                           |   |                 |  |   |                                |                               |               |  |
|                    | *44123                                 | REPAIR KIT FOR 35779 CYLINDER ASSY.<br>- INCLUDES ITEMS 3, 15, 16, 17, 21, 22 & 24                          | A.R.                           |   |                 |  |   |                                |                               |               |  |



ISSUE No.  
N° DÉMISSION  
N° DE EDICION

EFFECTIVE SERIAL NUMBER(S) 16809 & UP  
 NUMERO(S) DE SÉRIE EFFECTIF(S)  
 NUMERO(S) DE SÉRIE EFECTIVO(S)  
 U.S. 2420-2 & UP

700 SERIES  
SÉRIE 700

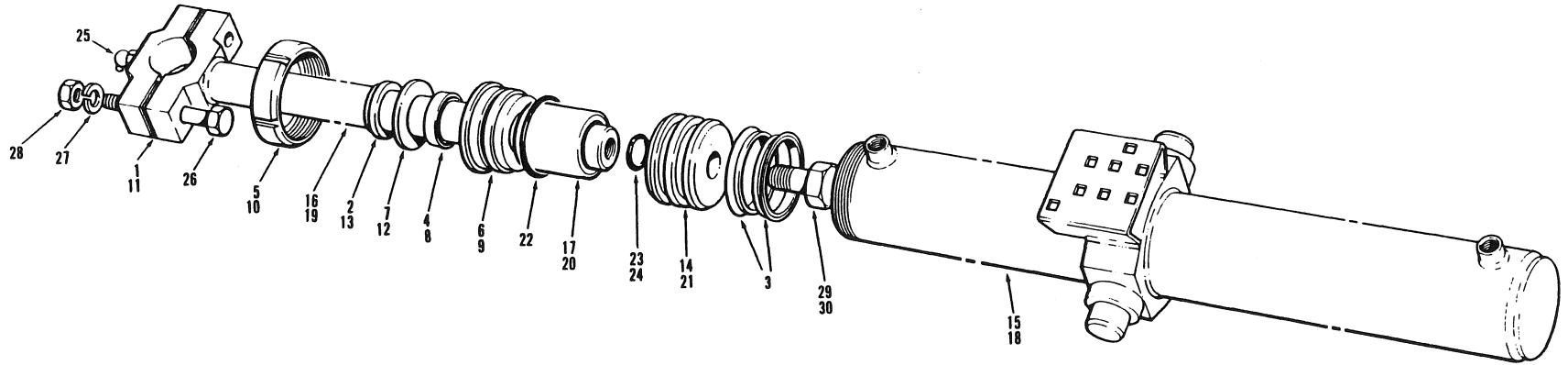
SECTION 3 PAGE 5  
 SECCION 3 PAGINA 5

| SECTION<br>SECCION |  | PAGE<br>PAGINA  | ISSUE No.<br>N° D'ÉMISSION<br>N° DE EDICION | 2 REVISION A  |                 | BLADE LIFT CYLINDERS                   |   |                                | FEBRUARY 1986                 |  |
|--------------------|--|---|---|---|-----------------|--|---|--------------------------------|-------------------------------|--|
| No.<br>N°<br>N°    | PART No.<br>N° DE PIÈCE<br>N° DE PIEZA | DESCRIPTION<br>DÉSCRIPTION<br>DESCRIPCION   | No. REQ.<br>N° REQ.<br>N° REQ.              | REMARKS<br>REMARQUES<br>NOTAS                         | No.<br>N°<br>N° | PART No.<br>N° DE PIECE<br>N° DE PIEZA | DESCRIPTION<br>DÉSCRIPTION<br>DESCRIPCION | No. REQ.<br>N° REQ.<br>N° REQ. | REMARKS<br>REMARQUES<br>NOTAS |  |
|                    | 42181                                  | STANDARD DUTY BLADE LIFT CYLINDER ASSY. -<br>LIGHT WALL - INCLUDES ITEMS 1 TO 7, 14<br>TO 17, 23, 25 TO 30    |   | STANDARD ON<br>710 THRU<br>740A                       |                 |  |   |                                |                               |  |
|                    | 42242                                  | STANDARD DUTY BLADE LIFT CYLINDER ASSY. -<br>HEAVY WALL - INCLUDES ITEMS 1 TO 7, 14<br>16 TO 18, 23, 25 TO 30 |   | STANDARD ON<br>760<br>OPTIONAL ON<br>720 THRU<br>740A |                 |  |   |                                |                               |  |
|                    | 42470                                  | HEAVY DUTY BLADE LIFT CYLINDER ASSY. -<br>INCLUDES ITEMS 1, 3, 8 TO 10, 12, 13,<br>19 TO 22, 24 TO 29 & 31    |   | OPTIONAL ON<br>740, 740A<br>& 760                     |                 |  |   |                                |                               |  |
| 1                  | 872                                    | SHIM  | 6   |   |                 |  |   |                                |                               |  |
| 2                  | 12035                                  | ROD WIPER   | 1   |   |                 |  |   |                                |                               |  |
| 3                  | 12036                                  | PISTON SEAL   | 2   |   |                 |  |   |                                |                               |  |
| 4                  | 12037                                  | ROD SEAL  | 1   |   |                 |  |   |                                |                               |  |
| 5                  | 17608                                  | CYLINDER NUT  | 1   |   |                 |  |   |                                |                               |  |
| 6                  | 17610                                  | GLAND   | 1   |   |                 |  |   |                                |                               |  |
| 7                  | 17614                                  | BACK-UP WASHER  | 1   |   |                 |  |   |                                |                               |  |
| 8                  | 30206                                  | ROD SEAL  | 1   |   |                 |  |   |                                |                               |  |
| 9                  | 35774                                  | GLAND   | 1   | } HEAVY DUTY  |                 |  |   |                                |                               |  |
| 10                 | 35776                                  | CYLINDER NUT  | 1   |   |                 |  |   |                                |                               |  |
| 11                 | 35777-2                                | BALL CAP - MATCHED SET  | 1   | } REPAIR PART<br>HEAVY<br>DUTY                        |                 |  |   |                                |                               |  |
| 12                 | 35778                                  | BACK-UP WASHER  | 1   |   |                 |  |   |                                |                               |  |
| 13                 | 35834                                  | ROD WIPER   | 1   |   |                 |  |   |                                |                               |  |
| 14                 | 42151                                  | PISTON  | 1   |   |                 |  |   |                                |                               |  |
| 15                 | 42182                                  | BARREL - LIGHT WALL   | 1   |   |                 |  |   |                                |                               |  |
| 16                 | 42183                                  | PISTON ROD ASSY.  | 1   |   |                 |  |   |                                |                               |  |
| 17                 | 42184                                  | STOP TUBE   | 1   |   |                 |  |   |                                |                               |  |
| 18                 | 42219                                  | BARREL - HEAVY WALL   | 1   |   |                 |  |   |                                |                               |  |
| 19                 | 42466                                  | BARREL  | 1   | } HEAVY<br>DUTY                                       |                 |  |   |                                |                               |  |
| 20                 | 42467                                  | PISTON ROD ASSY.  | 1   |   |                 |  |   |                                |                               |  |
| 21                 | 42468                                  | STOP TUBE   | 1   |   |                 |  |   |                                |                               |  |
| 22                 | 42469                                  | PISTON  | 1   |   |                 |  |   |                                |                               |  |
| 23                 | 12A-224                                | O RING  | 1   |   |                 |  |   |                                |                               |  |
| 24                 | 12A-228                                | O RING  | 1   | HEAVY DUTY  |                 |  |   |                                |                               |  |
| 25                 | 12A-342                                | O RING  | 1   |   |                 |  |   |                                |                               |  |
| 26                 | 29B-02                                 | GREASE FITTING  | 1   |   |                 |  |   |                                |                               |  |
| 27                 | 50A-1032                               | BOLT  | 2   |   |                 |  |   |                                |                               |  |
| 28                 | 14A-10                                 | LOCKWASHER  | 2   |   |                 |  |   |                                |                               |  |
| 29                 | 30A-10                                 | NUT   | 2   |   |                 |  |   |                                |                               |  |
| 30                 | 51A-1622                               | BOLT  | 1   |   |                 |  |   |                                |                               |  |
| 31                 | 51A-2024                               | BOLT  | 1   | HEAVY DUTY  |                 |  |   |                                |                               |  |
|                    | *44124                                 | REPAIR KIT FOR 42181 & 42242 CYLINDER<br>ASSY. - INCLUDES ITEMS 2, 3, 4, 7, 23, 25 & 30                       | A.R.  |   |                 |  |   |                                |                               |  |
|                    | *44125                                 | REPAIR KIT FOR 42470 CYLINDER ASSY.<br>- INCLUDES ITEMS 3, 8, 12, 13, 24, 25 & 31                             | A.R.  |   |                 |  |   |                                |                               |  |

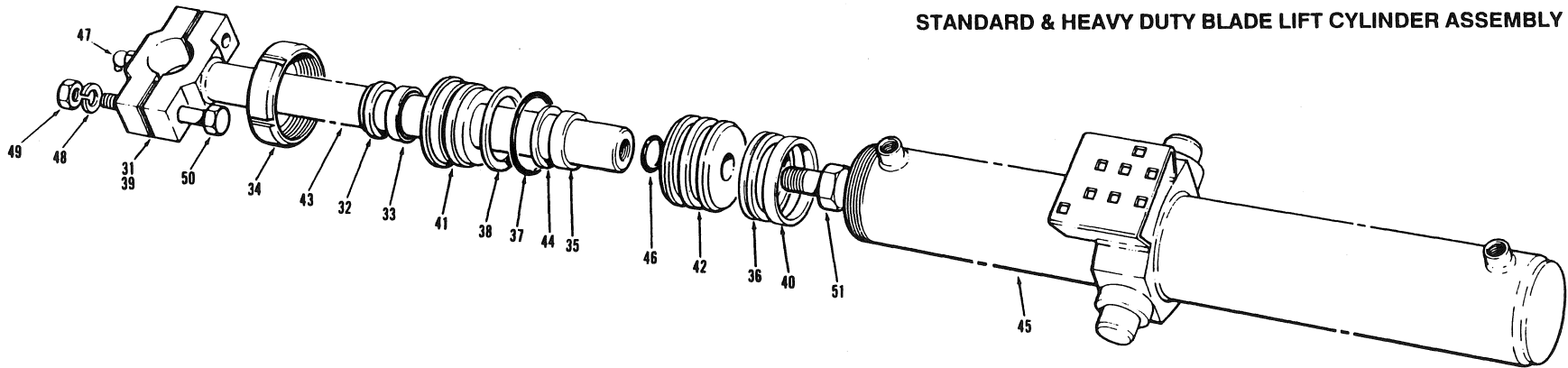
CHAMPION ROAD MACHINERY

EFFECTIVE SERIAL NUMBER(S)  
 NUMEROS(S) DE SERIE EFFECTIFS(S)  
 NUMEROS(S) DE SERIE EFFECTIVOS

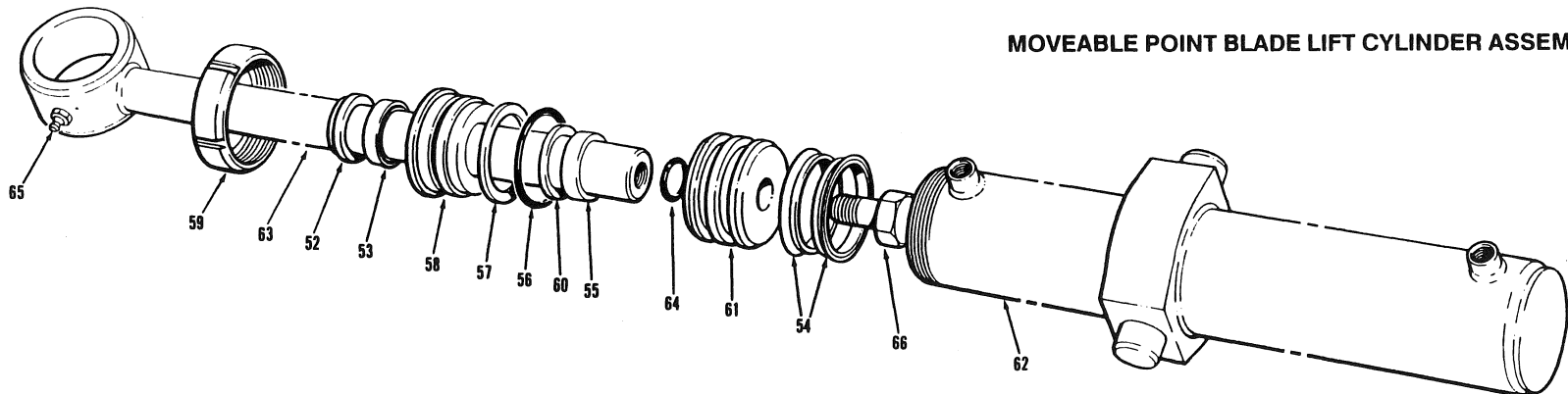
17430 & UP



STANDARD & HEAVY DUTY BLADE LIFT CYLINDER ASSEMBLY



MOVEABLE POINT BLADE LIFT CYLINDER ASSEMBLY



MOVEABLE POINT LOCK CYLINDER ASSEMBLY

700 SERIES  
 SERIE 700

SECTION  
 SECCION

3

PAGE  
 PAGINA

5

ISSUE No.  
 N° D'ÉMISSION  
 N° DE EDICION

3 REVISION A

BLADE LIFT CYLINDERS & MOVEABLE POINT LOCK CYLINDER

JUNE 1988

FOR LIST OF PARTS - TURN THIS PAGE

POUR LA LISTE DES PIÈCES - VOIR AU VERSO

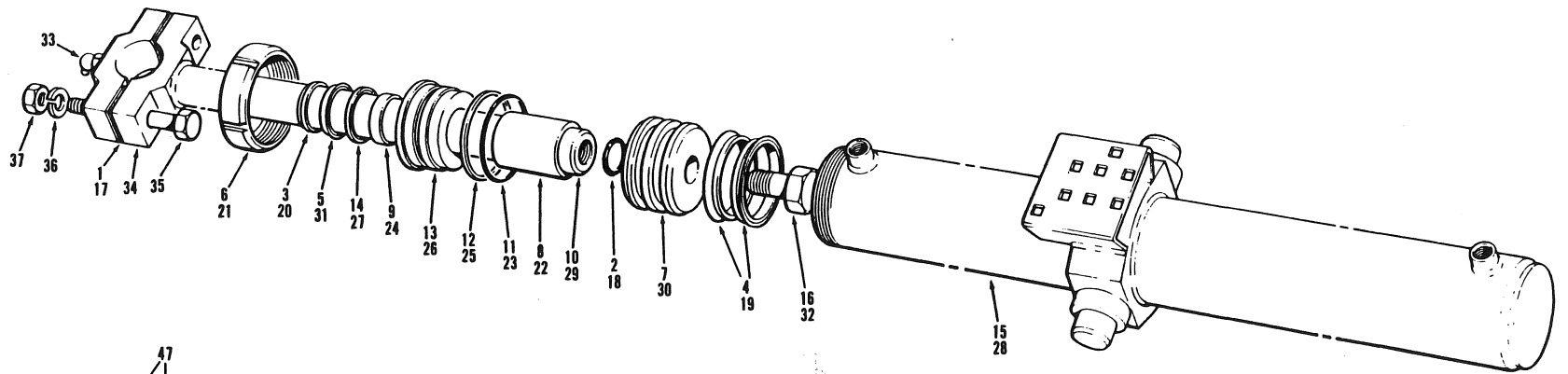
PARA LA LISTA DE LAS PIEZAS - VER AL VERSO

USE ONLY CHAMPION ROAD MACHINERY APPROVED PARTS

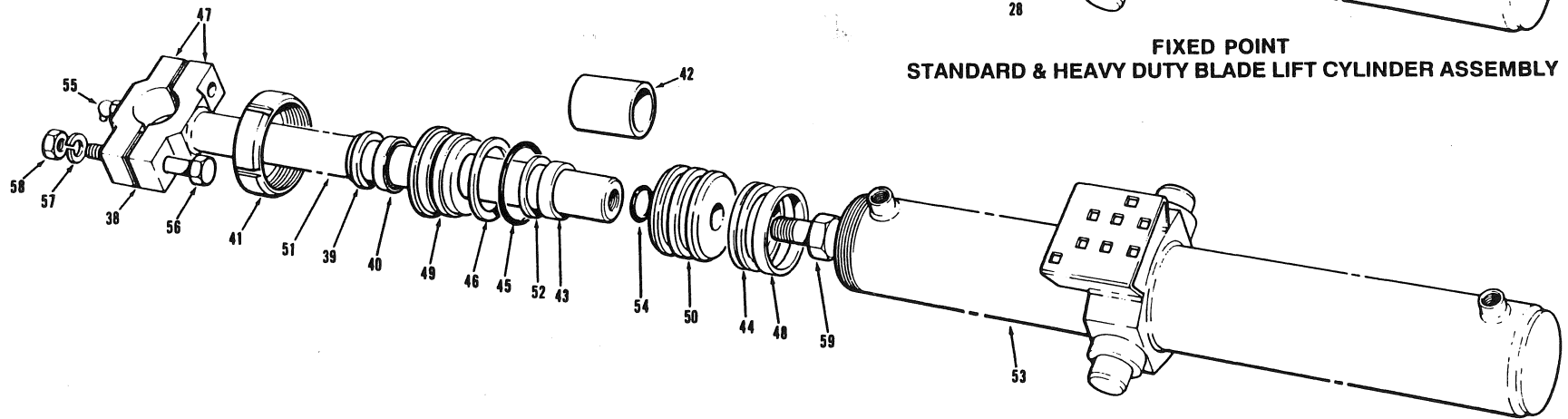
| SECTION<br>SECCION |  | PAGE<br>PAGINA   |                                | ISSUE No.<br>N° D'ÉMISSION<br>N° DE EDICION |                 | BLADE LIFT CYLINDERS & MOVEABLE POINT LOCK CYLINDER |  |                                |                               | JUNE 1988 |  |
|--------------------|--|--|--------------------------------|---|-----------------|---|--|--------------------------------|-------------------------------|-----------|--|
| 3                  |  | 6  |                                | 3 REVISION A                                |                 |   |  |                                |                               |           |  |
| No.<br>N°<br>N°    | PART No.<br>N° DE PIÉCE<br>N° DE PIEZA | DESCRIPTION<br>DÉSCRIPTION<br>DESCRIPCION  | No. REQ.<br>N° REQ.<br>N° REQ. | REMARKS<br>REMARQUES<br>NOTAS               | No.<br>N°<br>N° | PART No.<br>N° DE PIÉCE<br>N° DE PIEZA              | DESCRIPTION<br>DÉSCRIPTION<br>DESCRIPCION  | No. REQ.<br>N° REQ.<br>N° REQ. | REMARKS<br>REMARQUES<br>NOTAS |           |  |
|                    | 42181                                  | STANDARD DUTY BLADE LIFT CYLINDER ASSY. -<br>LIGHT WALL - INCLUDES ITEMS 1 TO 7, 14<br>TO 17, 23, 25 TO 29                                     |                                | STANDARD<br>710 THRU<br>750A                |                 | *46023  | MOVEABLE POINT BLADE LIFT CYLINDER ASSY.<br>INCLUDES ITEMS 31 TO 51                        |                                | S/N 19018<br>AND UP           |           |  |
|                    | 42470                                  | HEAVY DUTY BLADE LIFT CYLINDER ASSY. -<br>INCLUDES ITEMS 1, 3, 8 TO 10, 12, 13,<br>18 TO 21, 24 TO 28 & 30<br>( OPTIONAL ON MODEL 740 & 740A ) |                                | STANDARD<br>780 & 780A                      |                 | 31  | 872  | SHIM                           | 6                             |           |  |
| 1                  | 872                                    | SHIM   | 6                              |   | 32              | 12035   | ROD WIPER  | 1                              |                               |           |  |
| 2                  | 12035                                  | ROD WIPER  | 1                              |   | 33              | 12037   | ROD SEAL   | 1                              |                               |           |  |
| 3                  | 12036                                  | PISTON SEAL  | 2                              |   | 34              | 17608   | CYLINDER NUT   | 1                              |                               |           |  |
| 4                  | 12037                                  | ROD SEAL   | 1                              |   | 35              | *43074  | WEAR RING  | 1                              |                               |           |  |
| 5                  | 17608                                  | CYLINDER NUT   | 1                              |   | 36              | *43075  | PISTON SEAL  | 1                              |                               |           |  |
| 6                  | 17610                                  | GLAND  | 1                              |   | 37              | 44244   | O RING   | 1                              |                               |           |  |
| 7                  | 17614                                  | BACK-UP WASHER   | 1                              |   | 38              | *44266  | BACK-UP WASHER   | 1                              |                               |           |  |
| 8                  | 30206                                  | ROD SEAL   | 1                              |   | 39              | *45420  | BALL CAP - MATCHED SET   | 1                              | REPAIR PART                   |           |  |
| 9                  | 35774                                  | GLAND  | 1                              |   | 40              | *45639  | PISTON WEAR RING   | 1                              |                               |           |  |
| 10                 | 35776                                  | CYLINDER NUT   | 1                              | HEAVY<br>DUTY                               | 41              | *45734  | GLAND  | 1                              |                               |           |  |
| 11                 | 35777-2                                | BALL CAP - MATCHED SET   | 1                              | REPAIR PART                                 | 42              | *45737  | PISTON   | 1                              |                               |           |  |
| 12                 | 35778                                  | BACK-UP WASHER   | 1                              | HEAVY<br>DUTY                               | 43              | *45749  | PISTON ROD ASSY.   | 1                              |                               |           |  |
| 13                 | 35834                                  | ROD WIPER  | 1                              |   | 44              | *45890  | BUFFER RING  | 1                              |                               |           |  |
| 14                 | 42151                                  | PISTON   | 1                              |   | 45              | *46024  | BARREL   | 1                              |                               |           |  |
| 15                 | 42182                                  | BARREL - LIGHT WALL  | 1                              |   | 46              | 12A-224   | O RING   | 1                              |                               |           |  |
| 16                 | 42183                                  | PISTON ROD ASSY.   | 1                              |   | 47              | *28B-04   | GREASE FITTING   | 1                              |                               |           |  |
| 17                 | 42184                                  | STOP TUBE  | 1                              |   | 48              | 14A-10  | LOCKWASHER   | 2                              |                               |           |  |
| 18                 | 42466                                  | BARREL   | 1                              |   | 49              | 30A-10  | NUT  | 2                              |                               |           |  |
| 19                 | 42467                                  | PISTON ROD ASSY.   | 1                              | HEAVY<br>DUTY                               | 50              | *50A-1028   | BOLT   | 2                              |                               |           |  |
| 20                 | 42468                                  | STOP TUBE  | 1                              |   | 51              | *51A-1622   | BOLT   | 1                              |                               |           |  |
| 21                 | 42469                                  | PISTON   | 1                              |   |                 | *48658  | MOVEABLE POINT LOCK CYLINDER ASSY.<br>INCLUDES ITEMS 52 TO 66                              |                                | S/N 19018<br>AND UP           |           |  |
| 22                 | 44244                                  | O RING   | 1                              |   | 52              | 12035   | ROD WIPER  | 1                              |                               |           |  |
| 23                 | 12A-224                                | O RING   | 1                              |   | 53              | 12037   | ROD SEAL   | 1                              |                               |           |  |
| 24                 | 12A-228                                | O RING   | 1                              | HEAVY DUTY                                  | 54              | *16999  | PISTON SEAL  | 2                              |                               |           |  |
| 25                 | 29B-02                                 | GREASE FITTING   | 1                              |   | 55              | *43074  | WEAR RING  | 1                              |                               |           |  |
| 26                 | 50A-1032                               | BOLT   | 2                              |   | 56              | *44245  | O RING   | 1                              |                               |           |  |
| 27                 | 14A-10                                 | LOCKWASHER   | 2                              |   | 57              | *44344  | BACK UP WASHER   | 1                              |                               |           |  |
| 28                 | 30A-10                                 | NUT  | 2                              |   | 58              | *45735  | GLAND  | 1                              |                               |           |  |
| 29                 | 51A-1622                               | BOLT   | 1                              |   | 59              | *45805  | CYLINDER NUT   | 1                              |                               |           |  |
| 30                 | 51A-2024                               | BOLT   | 1                              | HEAVY DUTY                                  | 60              | *45890  | BUFFER RING  | 1                              |                               |           |  |
|                    |  |  |                                |   | 61              | *48528  | PISTON   | 1                              |                               |           |  |
|                    |  |  |                                |   | 62              | *48659  | BARREL   | 1                              |                               |           |  |
|                    |  |  |                                |   | 63              | *48660  | PISTON ROD ASSY.   | 1                              |                               |           |  |
|                    |  |  |                                |   | 64              | 12A-224   | O RING   | 1                              |                               |           |  |
|                    |  |  |                                |   | 65              | *28A-04   | GREASE FITTING   | 1                              |                               |           |  |
|                    |  |  |                                |   | 66              | *50A-2024   | BOLT   | 1                              |                               |           |  |
|                    |  |  |                                |   |                 | *46622  | REPAIR KIT FOR 46023 CYLINDER ASSY.<br>INCLUDES ITEMS 32, 33, 35 TO 38, 40, 44,<br>46 & 51 | A.R.                           |                               |           |  |
|                    |  |  |                                |   |                 | *49158  | REPAIR KIT FOR 48658 CYLINDER ASSY.<br>INCLUDES ITEMS 52 TO 57, 60, 64 & 66                | A.R.                           |                               |           |  |
|                    | 43182                                  | REPAIR KIT FOR 42181 CYLINDER<br>ASSY. - INCLUDES ITEMS 2, 3, 4, 7, 22, 23 & 29  | A.R.                           |   |                 |   |  |                                |                               |           |  |
|                    | 44125                                  | REPAIR KIT FOR 42470 CYLINDER ASSY.<br>- INCLUDES ITEMS 3, 8, 12, 13, 22, 24 & 30  | A.R.                           |   |                 |   |  |                                |                               |           |  |



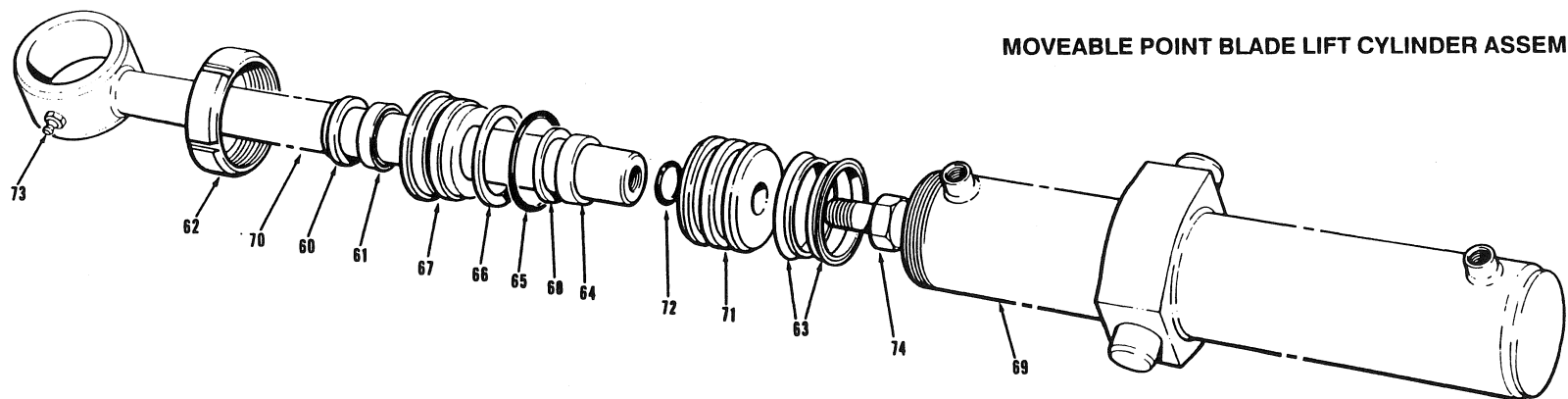
CHAMPION ROAD MACHINERY



FIXED POINT  
STANDARD & HEAVY DUTY BLADE LIFT CYLINDER ASSEMBLY



MOVEABLE POINT BLADE LIFT CYLINDER ASSEMBLY



MOVEABLE POINT LOCK CYLINDER ASSEMBLY

USE ONLY CHAMPION ROAD MACHINERY APPROVED PARTS

EFFECTIVE SERIAL NUMBERS)  
NUMEROS) DE SERIE EFFECTIFS)  
NUMEROS) DE SERIE EFFECTIVOS)

19237 to 19542

700 SERIES  
SERIE 700

SECTION 3 PAGE  
SECCION 3 PAGINA  
5

ISSUE No.  
Nº D'ÉMISSION  
Nº DE EDICION 4 REVISION A

BLADE LIFT CYLINDERS & MOVEABLE POINT LOCK CYLINDER

JULY 1989

FOR LIST OF PARTS - TURN THIS PAGE

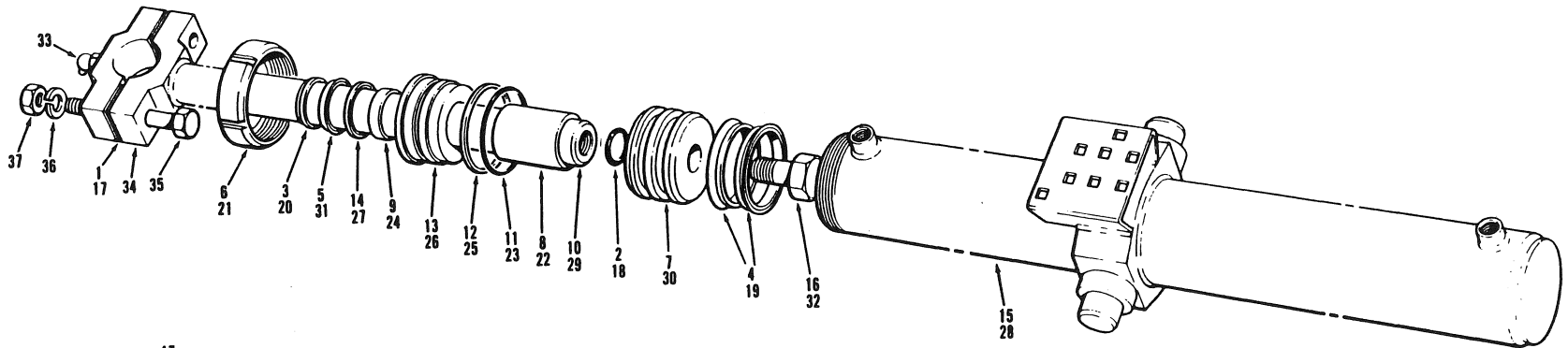
POUR LA LISTE DES PIÈCES - VOIR AU VERSO

PARA LA LISTA DE LAS PIEZAS - VER AL VERSO

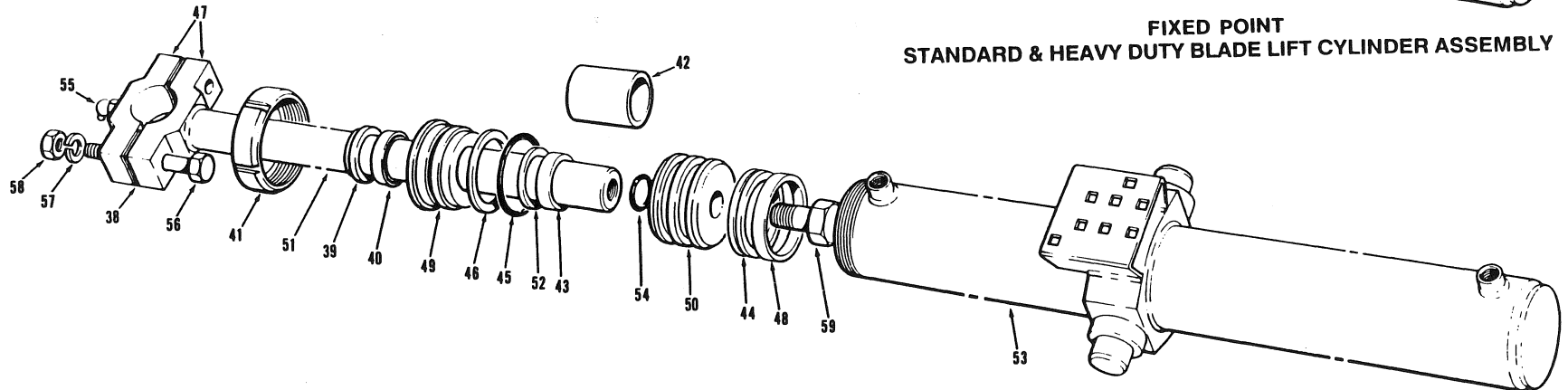
| SECTION<br>SECCION |  | PAGE<br>PAGINA  |                                | ISSUE No.<br>N° D'ÉMISSION<br>N° DE EDICION |                 | 4 REVISION A                           |  | BLADE LIFT CYLINDERS & MOVEABLE POINT LOCK CYLINDER |                               |  | JULY 1989 |  |
|--------------------|--|---|--------------------------------|---|-----------------|--|--|---|-------------------------------|--|-----------|--|
| No.<br>N°<br>N°    | PART No.<br>N° DE PIÈCE<br>N° DE PIEZA | DESCRIPTION<br>DÉSCRIPTION<br>DESCRIPCION   | No. REQ.<br>N° REQ.<br>N° REQ. | REMARKS<br>REMARQUES<br>NOTAS               | No.<br>N°<br>N° | PART No.<br>N° DE PIECE<br>N° DE PIEZA | DESCRIPTION<br>DÉSCRIPTION<br>DESCRIPCION  | No. REQ.<br>N° REQ.<br>N° REQ.                      | REMARKS<br>REMARQUES<br>NOTAS |  |           |  |
|                    | 46106                                  | <b>STANDARD DUTY BLADE LIFT CYLINDER ASSEMBLY</b><br>- LIGHT WALL - INCLUDES ITEMS 1 TO 16 & 37 | 2                              | 710 thru 740A                               |                 | 46023                                  | <b>MOVEABLE POINT BLADE LIFT CYLINDER ASSEMBLY - L.H.</b><br>- INCLUDES ITEMS 38 TO 41, 43 TO 59       | 1   |                               |  |           |  |
|                    | 48953                                  | REPAIR KIT FOR 46106 CYLINDER ASSEMBLY<br>- INCLUDES ITEMS 2 TO 5, 9, 11, 12 & 16               | A.R.                           |   |                 | *51015                                 | <b>MOVEABLE POINT BLADE LIFT CYLINDER ASSEMBLY - R.H.</b><br>- INCLUDES ITEMS 38 TO 59                 | 1   |                               |  |           |  |
| 1                  | 872                                    | SHIM  | A.R.                           |   |                 | 46622                                  | REPAIR KIT FOR 46023 & 51015 CYLINDER ASSEMBLIES<br>- INCLUDES ITEMS 39, 40, 43 TO 46, 48, 52, 54 & 59 | A.R.  |                               |  |           |  |
| 2                  | 12A-224                                | O RING  | 1                              |   |                 |  |  |   |                               |  |           |  |
| 3                  | 12035                                  | WIPER   | 1                              |   | 38              | 872                                    | SHIM   | A.R.  |                               |  |           |  |
| 4                  | 12036                                  | PISTON SEAL   | 2                              |   | 39              | 12035                                  | ROD WIPER  | 1   |                               |  |           |  |
| 5                  | 12037                                  | ROD SEAL  | 1                              |   | 40              | 12037                                  | ROD SEAL   | 1   |                               |  |           |  |
| 6                  | 17608                                  | CYLINDER NUT  | 1                              |   | 41              | 17608                                  | CYLINDER NUT   | 1   |                               |  |           |  |
| 7                  | 42151                                  | PISTON  | 1                              |   | 42              | *42184                                 | STOP TUBE  | 1   |                               |  |           |  |
| 8                  | 42184                                  | STOP TUBE   | 1                              |   | 43              | 43074                                  | WEAR RING  | 1   |                               |  |           |  |
| 9                  | 43074                                  | WEAR RING   | 1                              |   | 44              | 43075                                  | PISTON SEAL  | 1   |                               |  |           |  |
| 10                 | 43457                                  | PISTON ROD ASSEMBLY - INCLUDES ITEMS 1, 33 &<br>34 TO 37  | 1                              |   | 45              | 44244                                  | O RING   | 1   |                               |  |           |  |
| 11                 | 44244                                  | O RING  | 1                              |   | 46              | 44266                                  | BACK-UP RING   | 1   |                               |  |           |  |
| 12                 | 44266                                  | BACK-UP RING  | 1                              |   | 47              | 45420                                  | BALL CAP - MATCHED SET   | 1   | REPAIR PART                   |  |           |  |
| 13                 | 45734                                  | GLAND   | 1                              |   | 48              | 45639                                  | PISTON WEAR RING   | 1   |                               |  |           |  |
| 14                 | 45890                                  | BUFFER RING   | 1                              |   | 49              | 45734                                  | GLAND  | 1   |                               |  |           |  |
| 15                 | 46107                                  | BARREL  | 1                              |   | 50              | 45737                                  | PISTON   | 1   |                               |  |           |  |
| 16                 | 50A-1620                               | BOLT  | 1                              |   | 51              | 45749                                  | PISTON ROD ASSEMBLY - INCLUDES ITEMS 38, 47<br>& 55 TO 58  | 1   |                               |  |           |  |
|                    | 46310                                  | <b>HEAVY DUTY BLADE LIFT CYLINDER ASSEMBLY</b><br>- INCLUDES ITEMS 17 TO 37                     | 2                              | 750 thru 780A                               | 52              | 45890                                  | BUFFER RING  | 1   |                               |  |           |  |
|                    | 49120                                  | REPAIR KIT FOR 46310 CYLINDER ASSEMBLY<br>- INCLUDES ITEMS 18, 19, 23 TO 25, 27, 31 & 32        | A.R.                           |   | 53              | 46024                                  | BARREL   | 1   |                               |  |           |  |
| 17                 | 872                                    | SHIM  | A.R.                           |   | 54              | 12A-224                                | O RING   | 1   |                               |  |           |  |
| 18                 | 12A0228                                | O RING  | 1                              |   | 55              | 28B-04                                 | GREASE FITTING   | 1   |                               |  |           |  |
| 19                 | 12036                                  | PISTON SEAL   | 2                              |   | 56              | 50A-1028                               | BOLT   | 2   |                               |  |           |  |
| 20                 | 35834                                  | ROD SCRAPER   | 1                              |   | 57              | 14A-10                                 | LOCKWASHER   | 2   |                               |  |           |  |
| 21                 | *35776                                 | CYLINDER NUT  | 1                              |   | 58              | 30A-10                                 | NUT  | 2   |                               |  |           |  |
| 22                 | 42468                                  | STOP TUBE   | 1                              |   | 59              | 50A-1622                               | BOLT   | 1   |                               |  |           |  |
| 23                 | 44244                                  | O RING  | 1                              |   |                 | *48924                                 | <b>MOVEABLE POINT LOCK CYLINDER ASSEMBLY</b><br>- INCLUDES ITEMS 60 TO 74                              | 1   |                               |  |           |  |
| 24                 | 44264                                  | WEAR RING   | 1                              |   |                 | 49158                                  | REPAIR KIT FOR 48924 CYLINDER ASSEMBLY<br>- INCLUDES ITEM 60, 61, 63 TO 66, 68, 72 & 74                | A.R.  |                               |  |           |  |
| 25                 | 44266                                  | BACK UP - RING  | 1                              |   | 60              | 12035                                  | ROD WIPER  | 1   |                               |  |           |  |
| 26                 | 45858                                  | GLAND   | 1                              |   | 61              | 12037                                  | ROD SEAL   | 1   |                               |  |           |  |
| 27                 | 45891                                  | BUFFER - RING   | 1                              |   | 62              | *13007                                 | CYLINDER NUT   | 1   |                               |  |           |  |
| 28                 | 46311                                  | BARREL  | 1                              |   | 63              | 16999                                  | PISTON SEAL  | 2   |                               |  |           |  |
| 29                 | 46312                                  | PISTON ROD ASSEMBLY - INCLUDES ITEMS 17, 33<br>& 34 TO 37                                       | 1                              |   | 64              | 43074                                  | WEAR RING  | 1   |                               |  |           |  |
| 30                 | 46976                                  | PISTON  | 1                              |   | 65              | 44245                                  | O RING   | 1   |                               |  |           |  |
| 31                 | 48402                                  | ROD SEAL  | 1                              |   | 66              | 44344                                  | BACK-UP RING   | 1   |                               |  |           |  |
| 32                 | 50A-2024                               | BOLT  | 1                              |   | 67              | 45735                                  | GLAND  | 1   |                               |  |           |  |
| 33                 | 28B-04                                 | GREASE FITTING  | 1                              |   | 68              | 45890                                  | BUFFER RING  | 1   |                               |  |           |  |
| 34                 | 46089                                  | BALL CAP - MATCHED SET  | 1                              | REPAIR PART                                 | 69              | 48659                                  | BARREL   | 1   |                               |  |           |  |
| 35                 | 50A-1032                               | BOLT  | 2                              |   | 70              | 48660                                  | PISTON ROD   | 1   |                               |  |           |  |
| 36                 | 14A-10                                 | LOCKWASHER  | 2                              |   | 71              | *48923                                 | PISTON   | 1   |                               |  |           |  |
| 37                 | 30A-10                                 | NUT   | 2                              |   | 72              | 12A-224                                | O RING   | 1   |                               |  |           |  |
|                    |  |   |                                |   | 73              | 28A-04                                 | GREASE FITTING   | 1   |                               |  |           |  |
|                    |  |   |                                |   | 74              | 50A-2024                               | BOLT   | 1   |                               |  |           |  |

EFFECTIVE SERIAL NUMBER(S)  
 NUMEROS DE SERIE EFFECTIF(S)  
 NUMEROS DE SERIE EFECTIVOS

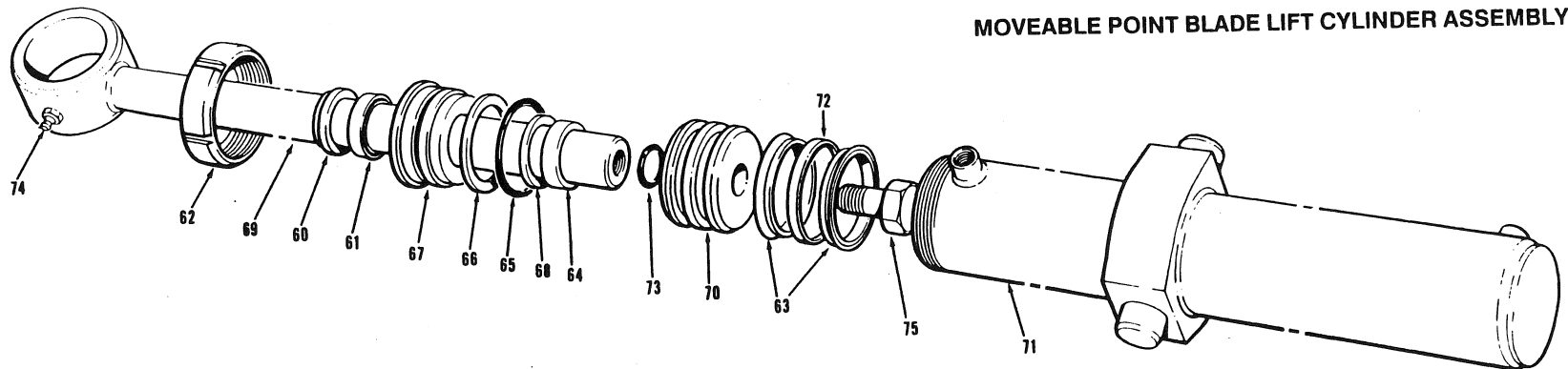
19543 & UP



FIXED POINT  
 STANDARD & HEAVY DUTY BLADE LIFT CYLINDER ASSEMBLY



MOVEABLE POINT BLADE LIFT CYLINDER ASSEMBLY



MOVEABLE POINT LOCK CYLINDER ASSEMBLY

700 SERIES  
 SERIE 700

SECTION 3  
 SECTION

3

PAGE 5  
 PAGINA

5

ISSUE No.  
 N° D'ÉMISSION  
 N° DE EDICION 5

BLADE LIFT CYLINDERS & MOVEABLE POINT LOCK CYLINDER

JULY 1989

FOR LIST OF PARTS - TURN THIS PAGE

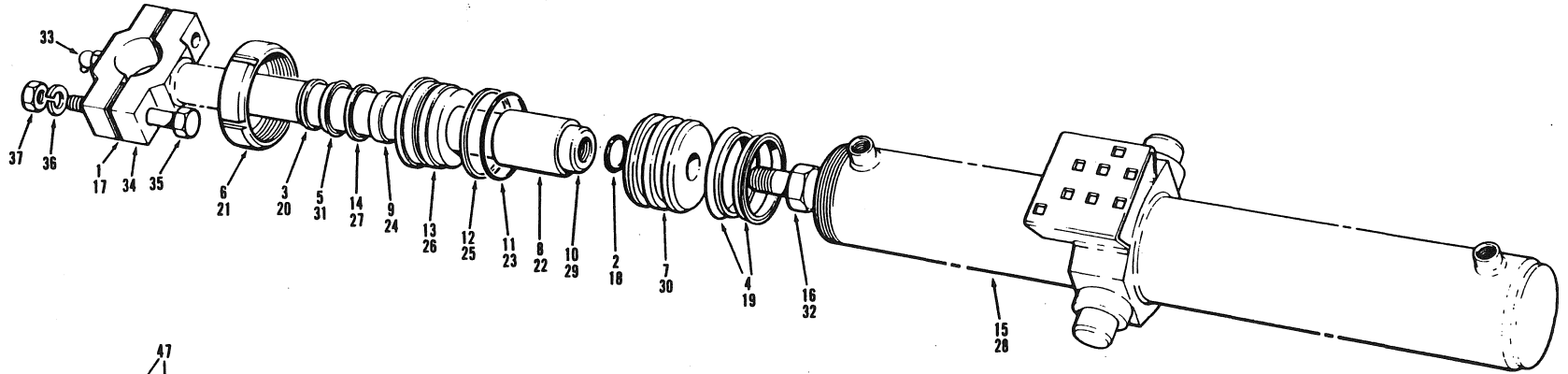
POUR LA LISTE DES PIÈCES - VOIR AU VERSO

PARA LA LISTA DE LAS PIEZAS - VED AL VERSO

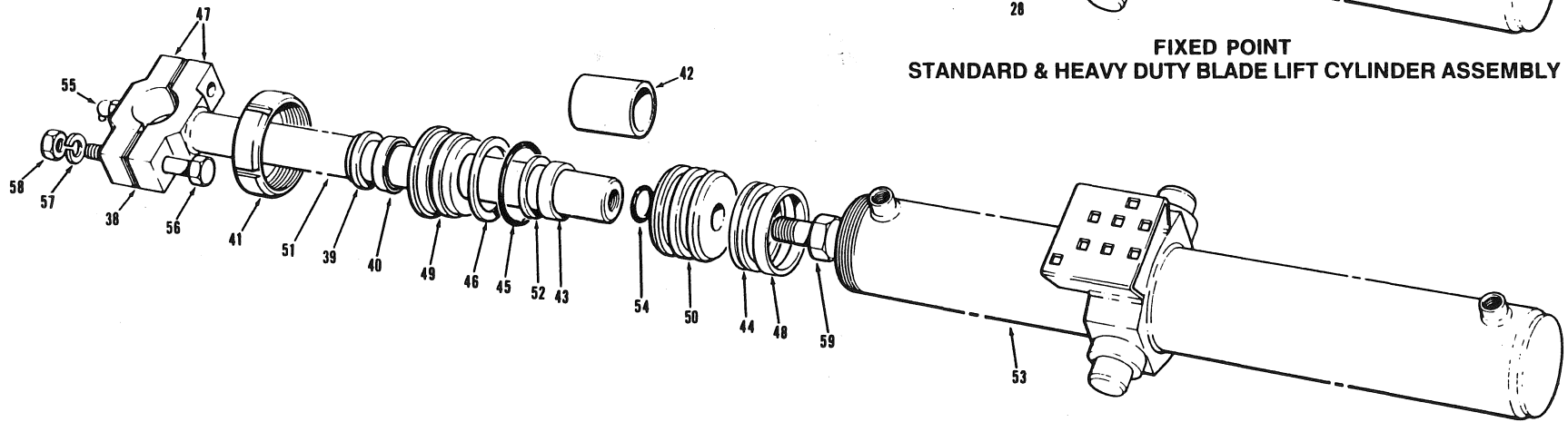
USE ONLY  
 CHAMPION  
 ROAD MACHINERY  
 APPROVED PARTS

| SECTION<br>SECCION |  | PAGE<br>PAGINA   |                                | ISSUE No.<br>N° D'ÉMISSION<br>N° DE EDICION |                 | BLADE LIFT CYLINDERS & MOVEABLE POINT LOCK CYLINDER |  |                                |                               |  |  | JULY 1989 |  |
|--------------------|--|--|--------------------------------|---|-----------------|---|--|--------------------------------|-------------------------------|--|--|-----------|--|
| No.<br>N°<br>N°    | PART No.<br>N° DE PIÈCE<br>N° DE PIEZA | DESCRIPTION<br>DÉSCRIPTION<br>DESCRIPCION  | No. REQ.<br>N° REQ.<br>N° REQ. | REMARKS<br>REMARQUES<br>NOTAS               | No.<br>N°<br>N° | PART No.<br>N° DE PIECE<br>N° DE PIEZA              | DESCRIPTION<br>DÉSCRIPTION<br>DESCRIPCION  | No. REQ.<br>N° REQ.<br>N° REQ. | REMARKS<br>REMARQUES<br>NOTAS |  |  |           |  |
|                    | 46106                                  | <b>STANDARD DUTY BLADE LIFT CYLINDER ASSEMBLY<br/>- LIGHT WALL - INCLUDES ITEMS 1 TO 16 &amp; 37</b> | 2                              | 710 thru 740A                               |                 | 46023   | <b>MOVEABLE POINT BLADE LIFT CYLINDER ASSEMBLY - L.H.<br/>- INCLUDES ITEMS 38 TO 41, 43 TO 59</b>      | 1                              |                               |  |  |           |  |
|                    | 48953                                  | REPAIR KIT FOR 46106 CYLINDER ASSEMBLY<br>- INCLUDES ITEMS 2 TO 5, 9, 11, 12 & 16                    | A.R.                           |   |                 | 51015   | <b>MOVEABLE POINT BLADE LIFT CYLINDER ASSEMBLY - R.H.<br/>- INCLUDES ITEMS 38 TO 59</b>                | 1                              |                               |  |  |           |  |
| 1                  | 872                                    | SHIM   | A.R.                           |   |                 | 46622   | REPAIR KIT FOR 46023 & 51015 CYLINDER ASSEMBLIES<br>- INCLUDES ITEMS 39, 40, 43 TO 46, 48, 52, 54 & 59 | A.R.                           |                               |  |  |           |  |
| 2                  | 12A-224                                | O RING   | 1                              |   | 38              | 872   | SHIM   | A.R.                           |                               |  |  |           |  |
| 3                  | 12035                                  | WIPER  | 1                              |   | 39              | 12035   | ROD WIPER  | 1                              |                               |  |  |           |  |
| 4                  | 12036                                  | PISTON SEAL  | 2                              |   | 40              | 12037   | ROD SEAL   | 1                              |                               |  |  |           |  |
| 5                  | 12037                                  | ROD SEAL   | 1                              |   | 41              | 17608   | CYLINDER NUT   | 1                              |                               |  |  |           |  |
| 6                  | 17608                                  | CYLINDER NUT   | 1                              |   | 42              | 42184   | STOP TUBE  | 1                              |                               |  |  |           |  |
| 7                  | 42151                                  | PISTON   | 1                              |   | 43              | 43074   | WEAR RING  | 1                              |                               |  |  |           |  |
| 8                  | 42184                                  | STOP TUBE  | 1                              |   | 44              | 43075   | PISTON SEAL  | 1                              |                               |  |  |           |  |
| 9                  | 43074                                  | WEAR RING  | 1                              |   | 45              | 44244   | O RING   | 1                              |                               |  |  |           |  |
| 10                 | 43457                                  | PISTON ROD ASSEMBLY - INCLUDES ITEMS 1, 33 &<br>34 TO 37   | 1                              |   | 46              | 44266   | BACK-UP RING   | 1                              |                               |  |  |           |  |
| 11                 | 44244                                  | O RING   | 1                              |   | 47              | 45420   | BALL CAP - MATCHED SET   | 1                              | REPAIR PART                   |  |  |           |  |
| 12                 | 44266                                  | BACK-UP RING   | 1                              |   | 48              | 45639   | PISTON WEAR RING   | 1                              |                               |  |  |           |  |
| 13                 | 45734                                  | GLAND  | 1                              |   | 49              | 45734   | GLAND  | 1                              |                               |  |  |           |  |
| 14                 | 45890                                  | BUFFER RING  | 1                              |   | 50              | 45737   | PISTON   | 1                              |                               |  |  |           |  |
| 15                 | 46107                                  | BARREL   | 1                              |   | 51              | 45749   | PISTON ROD ASSEMBLY - INCLUDES ITEMS 38, 47<br>& 55 TO 58  | 1                              |                               |  |  |           |  |
| 16                 | 50A-1620                               | BOLT   |                                |   | 52              | 45890   | BUFFER RING  | 1                              |                               |  |  |           |  |
|                    | 46310                                  | <b>HEAVY DUTY BLADE LIFT CYLINDER ASSEMBLY<br/>- INCLUDES ITEMS 17 TO 37</b>                         | 2                              | 750 thru 780A                               | 53              | 46024   | BARREL   | 1                              |                               |  |  |           |  |
|                    | 49120                                  | REPAIR KIT FOR 46310 CYLINDER ASSEMBLY<br>- INCLUDES ITEMS 18, 19, 23 TO 25, 27, 31 & 32             | A.R.                           |   | 54              | 12A-224   | O RING   | 1                              |                               |  |  |           |  |
| 17                 | 872                                    | SHIM   | A.R.                           |   | 55              | 28B-04  | GREASE FITTING   | 1                              |                               |  |  |           |  |
| 18                 | 12A-228                                | O RING   | 1                              |   | 56              | 50A-1028  | BOLT   | 2                              |                               |  |  |           |  |
| 19                 | 12036                                  | PISTON SEAL  | 2                              |   | 57              | 14A-10  | LOCKWASHER   | 2                              |                               |  |  |           |  |
| 20                 | 35834                                  | ROD SCRAPER  | 1                              |   | 58              | 30A-10  | NUT  | 2                              |                               |  |  |           |  |
| 21                 | *35776                                 | CYLINDER NUT   | 1                              |   | 59              | 50A-1622  | BOLT   | 1                              |                               |  |  |           |  |
| 22                 | 42468                                  | STOP TUBE  | 1                              |   |                 | *49810  | <b>MOVEABLE POINT LOCK CYLINDER ASSEMBLY<br/>- INCLUDES ITEMS 60 TO 75</b>                             | 1                              |                               |  |  |           |  |
| 23                 | 44244                                  | O RING   | 1                              |   |                 | *53100  | REPAIR KIT FOR 49810 CYLINDER ASSEMBLY<br>- INCLUDES ITEMS 60, 61, 63 TO 66, 68, 73 & 75               | A.R.                           |                               |  |  |           |  |
| 24                 | 44264                                  | WEAR RING  | 1                              |   | 60              | 12035   | ROD WIPER  | 1                              |                               |  |  |           |  |
| 25                 | 44266                                  | BACK-UP RING   | 1                              |   | 61              | 12037   | ROD SEAL   | 1                              |                               |  |  |           |  |
| 26                 | 45858                                  | GLAND  | 1                              |   | 62              | 13007   | CYLINDER NUT   | 1                              |                               |  |  |           |  |
| 27                 | 45891                                  | BUFFER - RING  | 1                              |   | 63              | 16999   | PISTON SEAL  | 2                              |                               |  |  |           |  |
| 28                 | 46311                                  | BARREL   | 1                              |   | 64              | 43074   | WEAR RING  | 1                              |                               |  |  |           |  |
| 29                 | 46312                                  | PISTON ROD ASSEMBLY - INCLUDES ITEMS 17, 33<br>& 34 TO 37  | 1                              |   | 65              | 44245   | O RING   | 1                              |                               |  |  |           |  |
| 30                 | 46976                                  | PISTON   | 1                              |   | 66              | 44344   | BACK-UP RING   | 1                              |                               |  |  |           |  |
| 31                 | 48402                                  | ROD SEAL   | 1                              |   | 67              | 45735   | GLAND  | 1                              |                               |  |  |           |  |
| 32                 | 50A-2024                               | BOLT   | 1                              |   | 68              | 45890   | BUFFER RING  | 1                              |                               |  |  |           |  |
| 33                 | 28B-04                                 | GREASE FITTING   | 1                              |   | 69              | 48660   | PISTON ROD   | 1                              |                               |  |  |           |  |
| 34                 | 46089                                  | BALL CAP - MATCHED SET   | 1                              | REPAIR PART                                 | 70              | *49807  | PISTON   | 1                              |                               |  |  |           |  |
| 35                 | 50A-1032                               | BOLT   | 2                              |   | 71              | *49809  | BARREL   | 1                              |                               |  |  |           |  |
| 36                 | 14A-10                                 | LOCKWASHER   | 2                              |   | 72              | *51014  | WEAR RING  | 1                              |                               |  |  |           |  |
| 37                 | 30A-10                                 | NUT  | 2                              |   | 73              | 12A-224   | O RING   | 1                              |                               |  |  |           |  |
|                    |  |  |                                |   | 74              | 28A-04  | GREASE FITTING   | 1                              |                               |  |  |           |  |
|                    |  |  |                                |   | 75              | *50A-2032   | BOLT   | 1                              |                               |  |  |           |  |

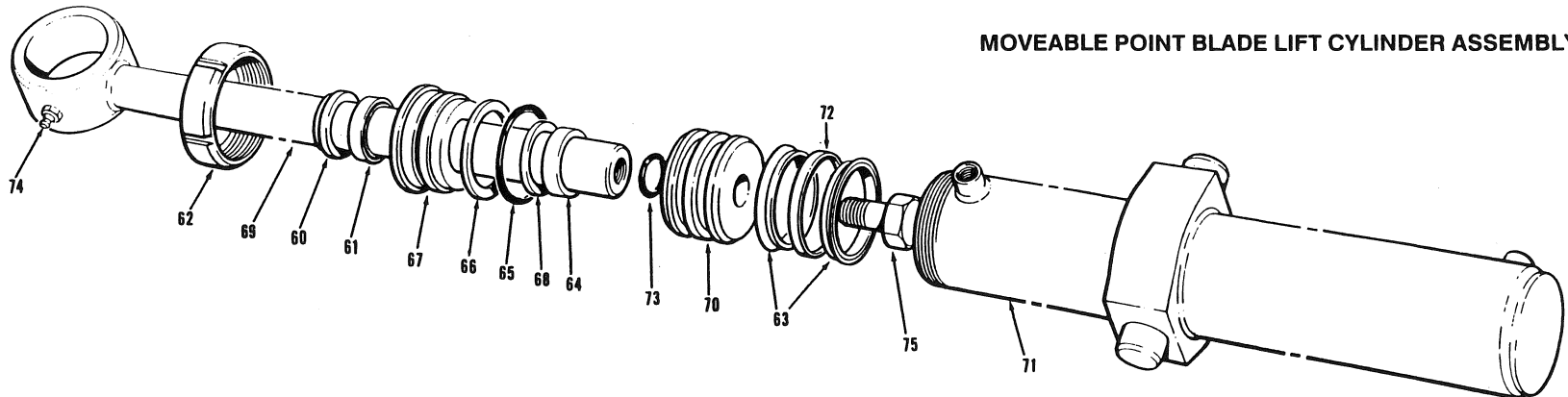
CHAMPION ROAD MACHINERY



**FIXED POINT  
STANDARD & HEAVY DUTY BLADE LIFT CYLINDER ASSEMBLY**



**MOVEABLE POINT BLADE LIFT CYLINDER ASSEMBLY**



**MOVEABLE POINT LOCK CYLINDER ASSEMBLY**

**BLADE LIFT CYLINDERS & MOVEABLE POINT LOCK CYLINDER**

**MAY 1990**

EFFECTIVE SERIAL NUMBERS)  
NUMEROS) DE SERIE EFFECTIFS)  
NUMEROS) DE SERIE EFFECTIVOS)

20198 & UP

**700 SERIES  
SERIE 700**

**SECTION 3**

**PAGE 5**

**5**

ISSUE No.  
N° D'ÉMISSION  
N° DE EDICION **6**

FOR LIST OF PARTS - TURN THIS PAGE

POUR LA LISTE DES PIÈCES - VOIR AU VERSO

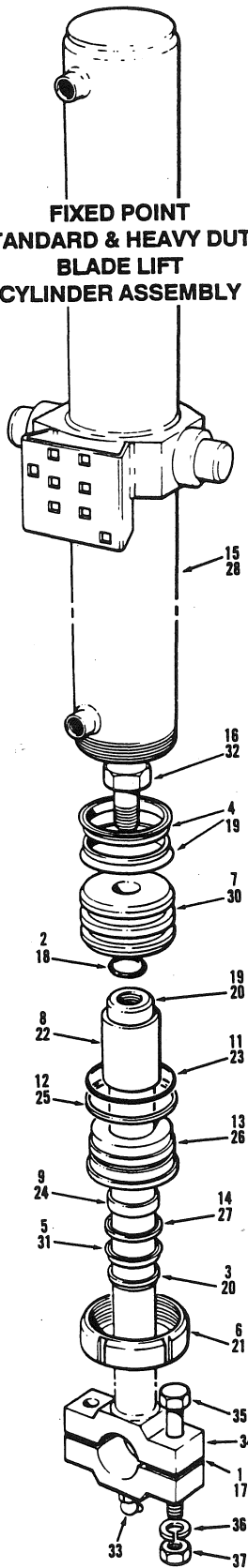
PARA LA LISTA DE LAS PIEZAS - VER AL VERSO

USE ONLY **CHAMPION** APPROVED PARTS

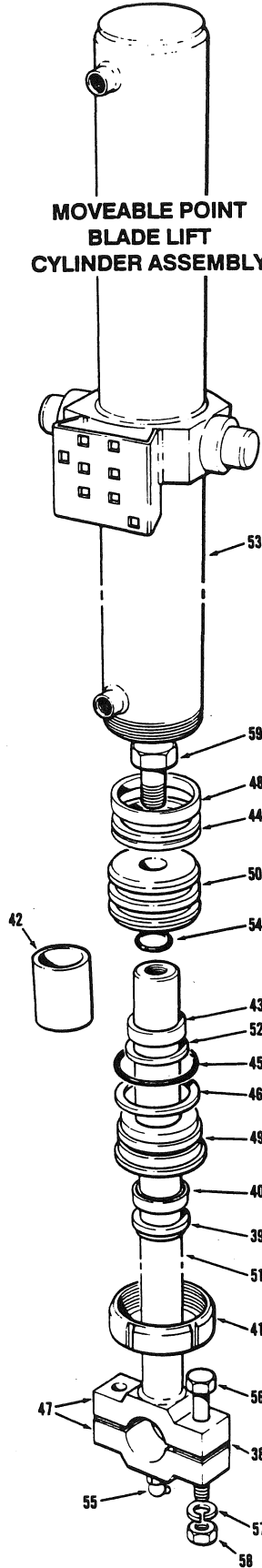
| SECTION<br>SECCION |  | PAGE<br>PAGINA   |                                | ISSUE No.<br>N° D'ÉMISSION<br>N° DE EDICION |                 | BLADE LIFT CYLINDERS & MOVEABLE POINT LOCK CYLINDER |  |                                |                               | MAY 1990 |  |
|--------------------|--|--|--------------------------------|---|-----------------|---|--|--------------------------------|-------------------------------|----------|--|
| No.<br>N°<br>N°    | PART No.<br>N° DE PIÈCE<br>N° DE PIEZA | DESCRIPTION<br>DÉSCRIPTION<br>DESCRIPCION  | No. REQ.<br>N° REQ.<br>N° REQ. | REMARKS<br>REMARQUES<br>NOTAS               | No.<br>N°<br>N° | PART No.<br>N° DE PIÈCE<br>N° DE PIEZA              | DESCRIPTION<br>DÉSCRIPTION<br>DESCRIPCION  | No. REQ.<br>N° REQ.<br>N° REQ. | REMARKS<br>REMARQUES<br>NOTAS |          |  |
|                    | 46106                                  | STANDARD DUTY BLADE LIFT CYLINDER ASSEMBLY<br>- LIGHT WALL - INCLUDES ITEMS 1 TO 16 & 37 | 2                              | 710 thru 740A                               |                 | 46023   | MOVEABLE POINT BLADE LIFT CYLINDER ASSEMBLY - L.H.<br>- INCLUDES ITEMS 38 TO 41, 43 TO 59              | 1                              |                               |          |  |
|                    | 48953                                  | REPAIR KIT FOR 46106 CYLINDER ASSEMBLY<br>- INCLUDES ITEMS 2 TO 5, 9, 11, 12 & 16        | 1 ea.                          |   |                 | 51015   | MOVEABLE POINT BLADE LIFT CYLINDER ASSEMBLY - R.H.<br>- INCLUDES ITEMS 38 TO 59                        | 1                              |                               |          |  |
| 1                  | 872                                    | SHIM   | A.R.                           |   |                 | 46622   | REPAIR KIT FOR 46023 & 51015 CYLINDER ASSEMBLIES<br>- INCLUDES ITEMS 39, 40, 43 TO 46, 48, 52, 54 & 59 | 1 ea.                          |                               |          |  |
| 2                  | 12A-224                                | O RING   | 1                              |   | 38              | 872   | SHIM   | A.R.                           |                               |          |  |
| 3                  | 12035                                  | WIPER  | 1                              |   | 39              | 12035   | ROD WIPER  | 1                              |                               |          |  |
| 4                  | 12036                                  | PISTON SEAL  | 2                              |   | 40              | 12037   | ROD SEAL   | 1                              |                               |          |  |
| 5                  | 12037                                  | ROD SEAL   | 1                              |   | 41              | 17608   | CYLINDER NUT   | 1                              |                               |          |  |
| 6                  | 17608                                  | CYLINDER NUT   | 1                              |   | 42              | 42184   | STOP TUBE  | 1                              |                               |          |  |
| 7                  | 42151                                  | PISTON   | 1                              |   | 43              | 43074   | WEAR RING  | 1                              |                               |          |  |
| 8                  | 42184                                  | STOP TUBE  | 1                              |   | 44              | 43075   | PISTON SEAL  | 1                              |                               |          |  |
| 9                  | 43074                                  | WEAR RING  | 1                              |   | 45              | 44244   | O RING   | 1                              |                               |          |  |
| 10                 | 43457                                  | PISTON ROD ASSEMBLY - INCLUDES ITEMS 1, 33 &<br>34 TO 37                                 | 1                              |   | 46              | 44266   | BACK-UP RING   | 1                              |                               |          |  |
| 11                 | 44244                                  | O RING   | 1                              |   | 47              | *46089  | BALL CAP - MATCHED SET   | 1                              | REPAIR PART                   |          |  |
| 12                 | 44266                                  | BACK-UP RING   | 1                              |   | 48              | 45639   | PISTON WEAR RING   | 1                              |                               |          |  |
| 13                 | 45734                                  | GLAND  | 1                              |   | 49              | 45734   | GLAND  | 1                              |                               |          |  |
| 14                 | 45890                                  | BUFFER RING  | 1                              |   | 50              | 45737   | PISTON   | 1                              |                               |          |  |
| 15                 | 46107                                  | BARREL   | 1                              |   | 51              | 45749   | PISTON ROD ASSEMBLY - INCLUDES ITEMS 38, 47<br>& 55 TO 58  | 1                              |                               |          |  |
| 16                 | 50A-1620                               | BOLT   |                                |   | 52              | 45890   | BUFFER RING  | 1                              |                               |          |  |
|                    | *52421                                 | HEAVY DUTY BLADE LIFT CYLINDER ASSEMBLY<br>- INCLUDES ITEMS 17 TO 37                     | 2                              | 750 thru 780A                               | 53              | 46024   | BARREL   | 1                              |                               |          |  |
|                    | 49120                                  | REPAIR KIT FOR 52421 CYLINDER ASSEMBLY<br>- INCLUDES ITEMS 18, 19, 23 TO 25, 27, 31 & 32 | 1 ea.                          |   | 54              | 12A-224   | O RING   | 1                              |                               |          |  |
| 17                 | 872                                    | SHIM   | A.R.                           |   | 55              | 28B-04  | GREASE FITTING   | 1                              |                               |          |  |
| 18                 | 12A-228                                | O RING   | 1                              |   | 56              | 50A-1028  | BOLT   | 2                              |                               |          |  |
| 19                 | 12036                                  | PISTON SEAL  | 2                              |   | 57              | 14A-10  | LOCKWASHER   | 2                              |                               |          |  |
| 20                 | 35834                                  | ROD SCRAPER  | 1                              |   | 58              | 30A-10  | NUT  | 2                              |                               |          |  |
| 21                 | 35776                                  | CYLINDER NUT   | 1                              |   | 59              | 50A-1622  | BOLT   | 1                              |                               |          |  |
| 22                 | 42468                                  | STOP TUBE  | 1                              |   |                 | 49810   | MOVEABLE POINT LOCK CYLINDER ASSEMBLY<br>- INCLUDES ITEMS 60 TO 75                                     | 1                              |                               |          |  |
| 23                 | 44244                                  | O RING   | 1                              |   |                 | 53100   | REPAIR KIT FOR 49810 CYLINDER ASSEMBLY<br>- INCLUDES ITEMS 60, 61, 63 TO 66, 68, 73 & 75               | 1 ea.                          |                               |          |  |
| 24                 | 44264                                  | WEAR RING  | 1                              |   | 60              | 12035   | ROD WIPER  | 1                              |                               |          |  |
| 25                 | 44266                                  | BACK-UP RING   | 1                              |   | 61              | 12037   | ROD SEAL   | 1                              |                               |          |  |
| 26                 | 45858                                  | GLAND  | 1                              |   | 62              | 13007   | CYLINDER NUT   | 1                              |                               |          |  |
| 27                 | 45891                                  | BUFFER - RING  | 1                              |   | 63              | 16999   | PISTON SEAL  | 2                              |                               |          |  |
| 28                 | 46311                                  | BARREL   | 1                              |   | 64              | 43074   | WEAR RING  | 1                              |                               |          |  |
| 29                 | *51535                                 | PISTON ROD ASSEMBLY - INCLUDES ITEMS 17, 33<br>& 34 TO 37                                | 1                              |   | 65              | 44245   | O RING   | 1                              |                               |          |  |
| 30                 | 46976                                  | PISTON   | 1                              |   | 66              | 44344   | BACK-UP RING   | 1                              |                               |          |  |
| 31                 | 48402                                  | ROD SEAL   | 1                              |   | 67              | 45735   | GLAND  | 1                              |                               |          |  |
| 32                 | 50A-2024                               | BOLT   | 1                              |   | 68              | 45890   | BUFFER RING  | 1                              |                               |          |  |
| 33                 | 28B-04                                 | GREASE FITTING   | 1                              |   | 69              | 48660   | PISTON ROD   | 1                              |                               |          |  |
| 34                 | 46089                                  | BALL CAP - MATCHED SET   | 1                              | REPAIR PART                                 | 70              | 49807   | PISTON   | 1                              |                               |          |  |
| 35                 | 50A-1032                               | BOLT   | 2                              |   | 71              | 49809   | BARREL   | 1                              |                               |          |  |
| 36                 | 14A-10                                 | LOCKWASHER   | 2                              |   | 72              | 51014   | WEAR RING  | 1                              |                               |          |  |
| 37                 | 30A-10                                 | NUT  | 2                              |   | 73              | 12A-224   | O RING   | 1                              |                               |          |  |
|                    |  |  |                                |   | 74              | 28A-04  | GREASE FITTING   | 1                              |                               |          |  |
|                    |  |  |                                |   | 75              | 50A-2032  | BOLT   | 1                              |                               |          |  |

CHAMPION ROAD MACHINERY

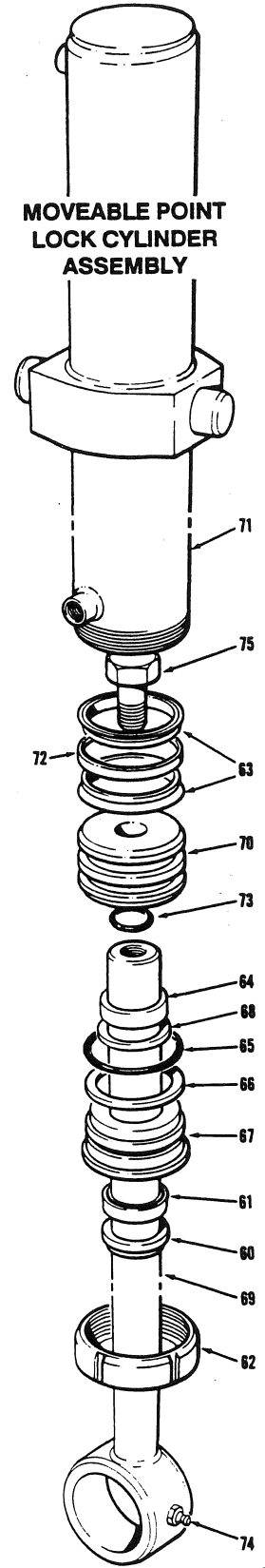
**FIXED POINT  
STANDARD & HEAVY DUTY  
BLADE LIFT  
CYLINDER ASSEMBLY**



**MOVEABLE POINT  
BLADE LIFT  
CYLINDER ASSEMBLY**



**MOVEABLE POINT  
LOCK CYLINDER  
ASSEMBLY**



JUNE 1990

BLADE LIFT CYLINDERS & MOVEABLE POINT LOCK CYLINDER

ISSUE NO.  
N° D'ÉMISSION  
N° DE EDICIÓN

EFFECTIVE SERIAL NUMBER(S)  
NUMERO(S) DE SÉRIE EFFECTIF(S)  
NUMERO(S) DE SERIE EFECTIVO(S)

20719 & UP  
EXCLUDING 20731

700 SERIES  
SERIE 700

SECTION 3 PAGE 5  
SECCION 3 PAGINA 5

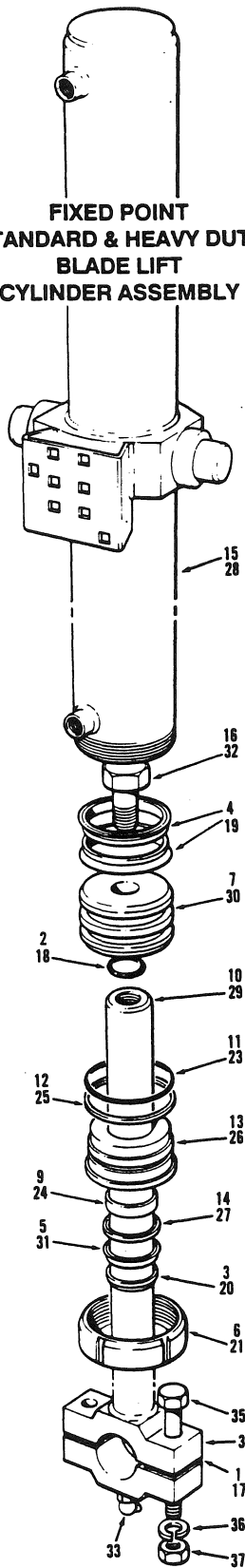
FOR LIST OF PARTS TILDI TUIC DACT... DADA LA LISTA DE LAS PARTES... PARA LA LISTA DE LAS PARTES... PARA LA LISTA DE LAS PARTES...

| SECTION<br>SECCION |  | PAGE<br>PAGINA   |                                | ISSUE No.<br>N° D'EMISSION<br>N° DE EDICION |                 | BLADE LIFT CYLINDERS & MOVEABLE POINT LOCK CYLINDER |  |                                |                               | JUNE 1990 |  |
|--------------------|--|--|--------------------------------|---|-----------------|---|--|--------------------------------|-------------------------------|-----------|--|
| No.<br>N°<br>N°    | PART No.<br>N° DE PIÈCE<br>N° DE PIEZA | DESCRIPTION<br>DESCRIPTION<br>DESCRIPCION  | No. REQ.<br>N° REQ.<br>N° REQ. | REMARKS<br>REMARQUES<br>NOTAS               | No.<br>N°<br>N° | PART No.<br>N° DE PIECE<br>N° DE PIEZA              | DESCRIPTION<br>DESCRIPTION<br>DESCRIPCION  | No. REQ.<br>N° REQ.<br>N° REQ. | REMARKS<br>REMARQUES<br>NOTAS |           |  |
|                    | 46106                                  | STANDARD DUTY BLADE LIFT CYLINDER ASSEMBLY<br>- LIGHT WALL - INCLUDES ITEMS 1 TO 16 & 37   | 2                              | 710 thru 740A                               |                 | 46023   | MOVEABLE POINT BLADE LIFT CYLINDER ASSEMBLY - L.H.<br>- INCLUDES ITEMS 38 TO 41, 43 TO 59                | 1                              |                               |           |  |
|                    | 48953                                  | REPAIR KIT FOR 46106 - CYLINDER ASSEMBLY<br>- INCLUDES ITEMS 2 TO 5, 9, 11, 12 & 16        | 1 ea.                          |   |                 | 51015   | MOVEABLE POINT BLADE LIFT CYLINDER ASSEMBLY - R.H.<br>- INCLUDES ITEMS 38 TO 59                          | 1                              |                               |           |  |
| 1                  | 872                                    | SHIM   | 2                              |   |                 | 46622   | REPAIR KIT FOR 46023 & 51015 - CYLINDER ASSEMBLIES<br>- INCLUDES ITEMS 39, 40, 43 TO 46, 48, 52, 54 & 59 | 1 ea.                          |                               |           |  |
| 2                  | 12A-224                                | O RING   | 1                              |   | 38              | 872   | SHIM   | 2                              |                               |           |  |
| 3                  | 12035                                  | WIPER  | 1                              |   | 39              | 12035   | ROD WIPER  | 1                              |                               |           |  |
| 4                  | 12036                                  | PISTON SEAL  | 2                              |   | 40              | 12037   | ROD SEAL   | 1                              |                               |           |  |
| 5                  | 12037                                  | ROD SEAL   | 1                              |   | 41              | 17608   | CYLINDER NUT   | 1                              |                               |           |  |
| 6                  | 17608                                  | CYLINDER NUT   | 1                              |   | 42              | 42184   | STOP TUBE  | 1                              |                               |           |  |
| 7                  | 42151                                  | PISTON   | 1                              |   | 43              | 43074   | WEAR RING  | 1                              |                               |           |  |
| 8                  | 42184                                  | STOP TUBE  | 1                              |   | 44              | 43075   | PISTON SEAL  | 1                              |                               |           |  |
| 9                  | 43074                                  | WEAR RING  | 1                              |   | 45              | 44244   | O RING   | 1                              |                               |           |  |
| 10                 | 43457                                  | PISTON ROD ASSEMBLY<br>- INCLUDES ITEMS 1, 33 & 34 TO 37                                   | 1                              |   | 46              | 44266   | BACK-UP RING   | 1                              |                               |           |  |
| 11                 | 44244                                  | O RING   | 1                              |   | 47              | 46089   | BALL CAP - MATCHED SET   | 1                              | REPAIR PART                   |           |  |
| 12                 | 44266                                  | BACK-UP RING   | 1                              |   | 48              | 45639   | PISTON WEAR RING   | 1                              |                               |           |  |
| 13                 | 45734                                  | GLAND  | 1                              |   | 49              | 45734   | GLAND  | 1                              |                               |           |  |
| 14                 | 45890                                  | BUFFER RING  | 1                              |   | 50              | 45737   | PISTON   | 1                              |                               |           |  |
| 15                 | 46107                                  | BARREL   | 1                              |   | 51              | 45749   | PISTON ROD ASSEMBLY<br>- INCLUDES ITEMS 38, 47 & 55 TO 58  | 1                              |                               |           |  |
| 16                 | 50A-1620                               | BOLT   |                                |   | 52              | 45890   | BUFFER RING  | 1                              |                               |           |  |
|                    | 52421                                  | HEAVY DUTY BLADE LIFT CYLINDER ASSEMBLY<br>- INCLUDES ITEMS 17 TO 37                       | 2                              | 750 thru 780A                               | 53              | 46024   | BARREL   | 1                              |                               |           |  |
|                    | 49120                                  | REPAIR KIT FOR 52421 - CYLINDER ASSEMBLY<br>- INCLUDES ITEMS 18, 19, 23 TO 25, 27, 31 & 32 | 1 ea.                          |   | 54              | 12A-224   | O RING   | 1                              |                               |           |  |
| 17                 | 872                                    | SHIM   | 2                              |   | 55              | 28B-04  | GREASE FITTING   | 1                              |                               |           |  |
| 18                 | 12A-228                                | O RING   | 1                              |   | 56              | 50A-1028  | BOLT   | 2                              |                               |           |  |
| 19                 | 12036                                  | PISTON SEAL  | 2                              |   | 57              | 14A-10  | LOCKWASHER   | 2                              |                               |           |  |
| 20                 | 35834                                  | ROD SCRAPER  | 1                              |   | 58              | 30A-10  | NUT  | 2                              |                               |           |  |
| 21                 | 35776                                  | CYLINDER NUT   | 1                              |   | 59              | 50A-1622  | BOLT   | 1                              |                               |           |  |
| 22                 | 42468                                  | STOP TUBE  | 1                              |   |                 | *56758  | MOVEABLE POINT LOCK CYLINDER ASSEMBLY<br>- INCLUDES ITEMS 60 TO 75                                       | 1                              |                               |           |  |
| 23                 | 44244                                  | O RING   | 1                              |   |                 | *54436  | REPAIR KIT FOR 56758 - CYLINDER ASSEMBLY<br>- INCLUDES ITEMS 60, 61, 63 TO 68, 73 & 75                   | 1 ea.                          |                               |           |  |
| 24                 | 44264                                  | WEAR RING  | 1                              |   | 60              | 12035   | ROD WIPER  | 1                              |                               |           |  |
| 25                 | 44266                                  | BACK-UP RING   | 1                              |   | 61              | 12037   | ROD SEAL   | 1                              |                               |           |  |
| 26                 | 45858                                  | GLAND  | 1                              |   | 62              | 13007   | CYLINDER NUT   | 1                              |                               |           |  |
| 27                 | 45891                                  | BUFFER - RING  | 1                              |   | 63              | *53799  | PISTON SEAL  | 2                              |                               |           |  |
| 28                 | 46311                                  | BARREL   | 1                              |   | 64              | 43074   | WEAR RING  | 1                              |                               |           |  |
| 29                 | 51535                                  | PISTON ROD ASSEMBLY<br>- INCLUDES ITEMS 17, 33 & 34 TO 37                                  | 1                              |   | 65              | 44245   | O RING   | 1                              |                               |           |  |
| 30                 | 46976                                  | PISTON   | 1                              |   | 66              | 44344   | BACK-UP RING   | 1                              |                               |           |  |
| 31                 | 48402                                  | ROD SEAL   | 1                              |   | 67              | 45735   | GLAND  | 1                              |                               |           |  |
| 32                 | 50A-2024                               | BOLT   | 1                              |   | 68              | 45890   | BUFFER RING  | 1                              |                               |           |  |
| 33                 | 28B-04                                 | GREASE FITTING   | 1                              |   | 69              | 48660   | PISTON ROD   | 1                              |                               |           |  |
| 34                 | 46089                                  | BALL CAP - MATCHED SET   | 1                              | REPAIR PART                                 | 70              | *56757  | PISTON   | 1                              |                               |           |  |
| 35                 | 50A-1032                               | BOLT   | 2                              |   | 71              | 49809   | BARREL   | 1                              |                               |           |  |
| 36                 | 14A-10                                 | LOCKWASHER   | 2                              |   | 72              | 51014   | WEAR RING  | 1                              |                               |           |  |
| 37                 | 30A-10                                 | NUT  | 2                              |   | 73              | 12A-224   | O RING   | 1                              |                               |           |  |
|                    |  |  |                                |   | 74              | 28A-04  | GREASE FITTING   | 1                              |                               |           |  |
|                    |  |  |                                |   | 75              | 50A-2032  | BOLT   | 1                              |                               |           |  |

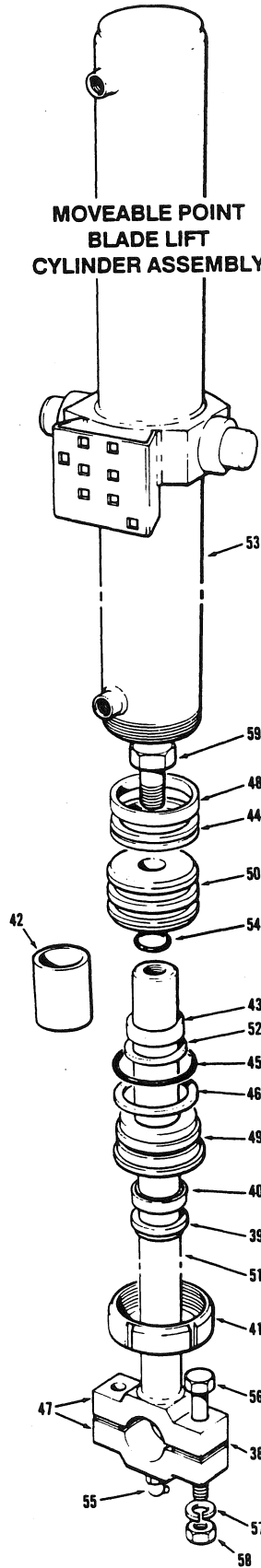


CHAMPION ROAD MACHINERY

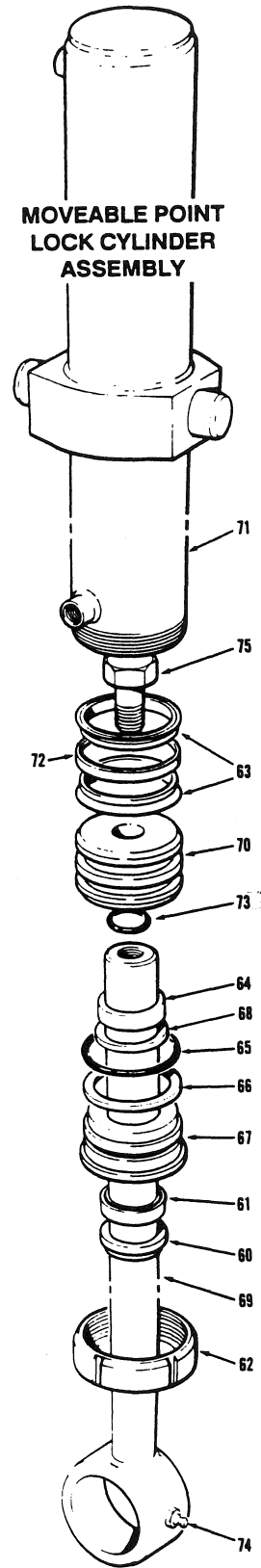
**FIXED POINT  
STANDARD & HEAVY DUTY  
BLADE LIFT  
CYLINDER ASSEMBLY**



**MOVEABLE POINT  
BLADE LIFT  
CYLINDER ASSEMBLY**



**MOVEABLE POINT  
LOCK CYLINDER  
ASSEMBLY**



DECEMBER 1991

**BLADE LIFT CYLINDERS & MOVEABLE POINT LOCK CYLINDER**

**8 REVISION A**

FOR LIST OF PARTS - TURN THIS PAGE    POUR LA LISTE DES PIÈCES - VOIR AU VERSO    PARA LA LISTA DE LAS PIEZAS - VER AL VERSO

ISSUE No.  
N° D'ÉMISSION  
N° DE EDICIÓN

EFFECTIVE SERIAL NUMBER(S)  
NUMERO(S) DE SÉRIE EFFECTIF(S)  
NUMERO(S) DE SERIE EFECTIVO(S)

21283 & UP

**700 SERIES  
SERIE 700**

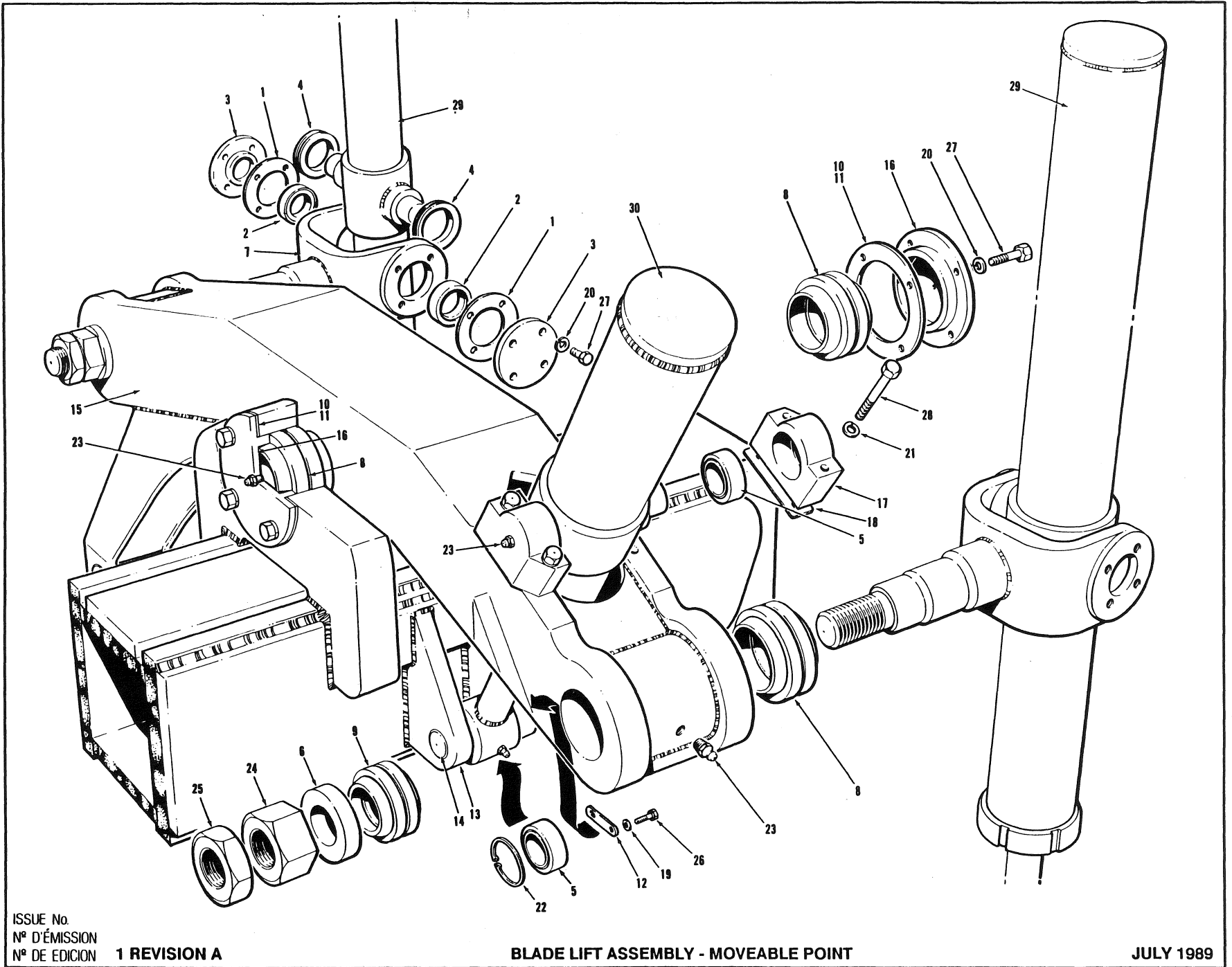
**SECTION 3    PAGE 5  
SECCION 3    PAGINA 5**

| SECTION 3       |  | PAGE 6   | ISSUE No.<br>N° D'ÉMISSION<br>N° DE EDICION | 8 REVISION A                  | BLADE LIFT CYLINDERS & MOVEABLE POINT LOCK CYLINDER |  |  | DECEMBER 1991                 |                               |
|-----------------|--|--|---|-------------------------------|---|--|--|-------------------------------|-------------------------------|
| No.<br>N°<br>N° | PART No.<br>N° DE PIÈCE<br>N° DE PIEZA | DESCRIPTION<br>DESCRIPTION<br>DESCRIPCION  | No. REQ<br>N° REQ.<br>N° REQ.               | REMARKS<br>REMARQUES<br>NOTAS | No.<br>N°<br>N°                                     | PART No.<br>N° DE PIÈCE<br>N° DE PIEZA | DESCRIPTION<br>DESCRIPTION<br>DESCRIPCION  | No. REQ<br>N° REQ.<br>N° REQ. | REMARKS<br>REMARQUES<br>NOTAS |
|                 | 57399                                  | STANDARD DUTY BLADE LIFT CYLINDER ASSEMBLY<br>- LIGHT WALL - INCLUDES ITEMS 1 to 7, 9 to 16 & 37 | 2   | 710 thru 740A                 |   | 46023                                  | MOVEABLE POINT BLADE LIFT CYLINDER ASSEMBLY - L.H.<br>- INCLUDES ITEMS 38 to 41 & 43 to 59               | 1                             |                               |
|                 | 48953                                  | REPAIR KIT FOR 57399 - CYLINDER ASSEMBLY<br>- INCLUDES ITEMS 2 to 5, 9, 11, 12 & 16              | 1 ea.                                       |                               |   | 51015                                  | MOVEABLE POINT BLADE LIFT CYLINDER ASSEMBLY - R.H.<br>- INCLUDES ITEMS 38 to 59                          | 1                             |                               |
| 1               | 872                                    | SHIM - .020"   | 2   |                               |   | 48622                                  | REPAIR KIT FOR 46023 & 51015 - CYLINDER ASSEMBLIES<br>- INCLUDES ITEMS 39, 40, 43 to 46, 48, 52, 54 & 59 | 1 ea.                         |                               |
|                 | *62075                                 | SHIM - .010"   | 2   |                               |   |  |  |                               |                               |
| 2               | 12A-224                                | O-RING   | 1   |                               | 38  | 872                                    | SHIM   | 2                             |                               |
| 3               | 12035                                  | WIPER  | 1   |                               | 39  | 12035                                  | ROD WIPER  | 1                             |                               |
| 4               | 12036                                  | PISTON SEAL  | 2   |                               | 40  | 12037                                  | ROD SEAL   | 1                             |                               |
| 5               | 12037                                  | ROD SEAL   | 1   |                               | 41  | 17608                                  | CYLINDER NUT   | 1                             |                               |
| 6               | 17608                                  | CYLINDER NUT   | 1   |                               | 42  | 42184                                  | STOP TUBE  | 1                             |                               |
| 7               | 42151                                  | PISTON   | 1   |                               | 43  | 43074                                  | WEAR RING  | 1                             |                               |
| 9               | 43074                                  | WEAR RING  | 1   |                               | 44  | 43075                                  | PISTON SEAL  | 1                             |                               |
| 10              | 57400                                  | PISTON ROD ASSEMBLY<br>- INCLUDES ITEMS 1, 33 & 34 to 37   | 1   |                               | 45  | 44244                                  | O-RING   | 1                             |                               |
|                 |  |  |   |                               | 46  | 44266                                  | BACK-UP RING   | 1                             |                               |
| 11              | 44244                                  | O-RING   | 1   |                               | 47  | 46089                                  | BALL CAP - MATCHED SET   | 1                             | Repair Part                   |
| 12              | 44266                                  | BACK-UP RING   | 1   |                               | 48  | 45639                                  | PISTON WEAR RING   | 1                             |                               |
| 13              | 45734                                  | GLAND  | 1   |                               | 49  | 45734                                  | GLAND  | 1                             |                               |
| 14              | 45890                                  | BUFFER RING  | 1   |                               | 50  | 45737                                  | PISTON   | 1                             |                               |
| 15              | 46107                                  | BARREL   | 1   |                               | 51  | 45749                                  | PISTON ROD ASSEMBLY<br>- INCLUDES ITEMS 38, 47 & 55 to 58  | 1                             |                               |
| 16              | 50A-1620                               | BOLT   |   |                               | 52  | 45890                                  | BUFFER RING  | 1                             |                               |
|                 | 52421                                  | HEAVY DUTY BLADE LIFT CYLINDER ASSEMBLY<br>- INCLUDES ITEMS 17 to 21 & 23 to 37                  | 2   | 750 thru 780A                 | 53  | 46024                                  | BARREL   | 1                             |                               |
|                 | 49120                                  | REPAIR KIT FOR 52421 - CYLINDER ASSEMBLY<br>- INCLUDES ITEMS 18, 19, 23 to 25, 27, 31 & 32       | 1 ea.                                       |                               | 54  | 12A-224                                | O-RING   | 1                             |                               |
|                 |  |  |   |                               | 55  | 28B-04                                 | GREASE FITTING   | 1                             |                               |
| 17              | 872                                    | SHIM   | 2   |                               | 56  | 50A-1028                               | BOLT   | 2                             |                               |
|                 | *62075                                 | SHIM - .010"   | 2   |                               | 57  | 14A-10                                 | LOCKWASHER   | 2                             |                               |
| 18              | 12A-228                                | O-RING   | 1   |                               | 58  | 30A-10                                 | NUT  | 2                             |                               |
| 19              | 12036                                  | PISTON SEAL  | 2   |                               | 59  | 50A-1622                               | BOLT   | 1                             |                               |
| 20              | 35834                                  | ROD SCRAPER  | 1   |                               |   | 56758                                  | MOVEABLE POINT LOCK CYLINDER ASSEMBLY<br>- INCLUDES ITEMS 60 to 75                                       | 1                             |                               |
| 21              | 35776                                  | CYLINDER NUT   | 1   |                               |   | 54436                                  | REPAIR KIT FOR 56758 - CYLINDER ASSEMBLY<br>- INCLUDES ITEMS 60, 61, 63 to 68, 68, 73 & 75               | 1 ea.                         |                               |
| 23              | 44244                                  | O-RING   | 1   |                               |   |  |  |                               |                               |
| 24              | 44264                                  | WEAR RING  | 1   |                               | 60  | 12035                                  | ROD WIPER  | 1                             |                               |
| 25              | 44266                                  | BACK-UP RING   | 1   |                               | 61  | 12037                                  | ROD SEAL   | 1                             |                               |
| 26              | 45858                                  | GLAND  | 1   |                               | 62  | 13007                                  | CYLINDER NUT   | 1                             |                               |
| 27              | 45891                                  | BUFFER RING  | 1   |                               | 63  | 53799                                  | PISTON SEAL  | 2                             |                               |
| 28              | 46311                                  | BARREL   | 1   |                               | 64  | 43074                                  | WEAR RING  | 1                             |                               |
| 29              | 51535                                  | PISTON ROD ASSEMBLY<br>- INCLUDES ITEMS 17, 33 & 34 to 37  | 1   |                               | 65  | 44245                                  | O-RING   | 1                             |                               |
| 30              | 46976                                  | PISTON   | 1   |                               | 66  | 44344                                  | BACK-UP RING   | 1                             |                               |
| 31              | 48402                                  | ROD SEAL   | 1   |                               | 67  | 45735                                  | GLAND  | 1                             |                               |
| 32              | 50A-2024                               | BOLT   | 1   |                               | 68  | 45890                                  | BUFFER RING  | 1                             |                               |
| 33              | 28B-04                                 | GREASE FITTING   | 1   |                               | 69  | 48660                                  | PISTON ROD   | 1                             |                               |
| 34              | 46089                                  | BALL CAP - MATCHED SET   | 1   | Repair Part                   | 70  | 56757                                  | PISTON   | 1                             |                               |
| 35              | 50A-1032                               | BOLT   | 2   |                               | 71  | 49809                                  | BARREL   | 1                             |                               |
| 36              | 14A-10                                 | LOCKWASHER   | 2   |                               | 72  | 51014                                  | WEAR RING  | 1                             |                               |
| 37              | 30A-10                                 | NUT  | 2   |                               | 73  | 12A-224                                | O-RING   | 1                             |                               |
|                 |  |  |   |                               | 74  | 28A-04                                 | GREASE FITTING   | 1                             |                               |
|                 |  |  |   |                               | 75  | 50A-2032                               | BOLT   | 1                             |                               |

EFFECTIVE SERIAL NUMBERS) 19018 & UP  
 NUMEROS) DE SERIE EFFECTIFS)  
 NUMEROS) DE SERIE EFFECTIVOS)

700 SERIES  
 SERIE 700

SECTION 3 PAGE 7  
 SECTION 3 PAGE 7  
 SECTION 3 PAGE 7



ISSUE No.  
 N° D'ÉMISSION  
 N° DE EDICION

1 REVISION A

BLADE LIFT ASSEMBLY - MOVEABLE POINT

JULY 1989

FOR LIST OF PARTS - TURN THIS PAGE

POUR LA LISTE DES PIÈCES - VOIR AU VERSO

PARA LA LISTA DE LAS PIEZAS - VER AL VERSO

USE ONLY CHAMPION GOLD MACHINERY APPROVED PARTS

| SECTION<br>SECCION 3 |  | PAGE<br>PAGINA 8                          | ISSUE No.<br>N° D'ÉMISSION<br>N° DE EDICION 1 REVISION A | BLADE LIFT ASSEMBLY - MOVEABLE POINT |                 |  | JULY 1989                                 |                               |                               |
|----------------------|--|---|--|--------------------------------------|-----------------|--|---|-------------------------------|-------------------------------|
| No.<br>N°<br>N°      | PART No.<br>N° DE PIÈCE<br>N° DE PIEZA | DESCRIPTION<br>DESCRIPTION<br>DESCRIPCION | No. REQ<br>N° REQ.<br>N° REQ.                            | REMARKS<br>REMARQUES<br>NOTAS        | No.<br>N°<br>N° | PART No.<br>N° DE PIECE<br>N° DE PIEZA | DESCRIPTION<br>DESCRIPTION<br>DESCRIPCION | No. REQ<br>N° REQ.<br>N° REQ. | REMARKS<br>REMARQUES<br>NOTAS |
| 1                    | 12732                                  | SHIM - BEARING                            | 40   |                                      |                 |  |   |                               |                               |
| 2                    | 12767                                  | BEARING                                   | 4  |                                      |                 |  |   |                               |                               |
| 3                    | 17698                                  | CAP - BALL THRUST                         | 4  |                                      |                 |  |   |                               |                               |
| 4                    | 18859                                  | V-RING                                    | 4  |                                      |                 |  |   |                               |                               |
| 5                    | 19630                                  | BEARING                                   | 2  |                                      |                 |  |   |                               |                               |
| 6                    | 30204                                  | RETAINER PLATE                            | 2  |                                      |                 |  |   |                               |                               |
| 7                    | 32006                                  | STIRRUP ASSY.                             | 2  |                                      |                 |  |   |                               |                               |
| 8                    | 32011                                  | BEARING                                   | 4  |                                      |                 |  |   |                               |                               |
| 9                    | 32012                                  | BEARING                                   | 2  |                                      |                 |  |   |                               |                               |
| 10                   | 35208                                  | SHIM - .010                               | 10   |                                      |                 |  |   |                               |                               |
| 11                   | 35209                                  | SHIM - .005                               | 3  |                                      |                 |  |   |                               |                               |
| 12                   | 45408                                  | KEEPER - SHAFT                            | 1  |                                      |                 |  |   |                               |                               |
| 13                   | 45410                                  | LOCK CYLINDER LUG                         | 2  | REPAIR<br>PART                       |                 |  |   |                               |                               |
| 14                   | 45490                                  | PIN                                       | 1  |                                      |                 |  |   |                               |                               |
| 15                   | 48457                                  | ARM                                       | 1  |                                      |                 |  |   |                               |                               |
| 16                   | 48560                                  | CAP                                       | 2  |                                      |                 |  |   |                               |                               |
| 17                   | *48922                                 | CAP                                       | 2  |                                      |                 |  |   |                               |                               |
| 18                   | *53175                                 | SHIM                                      | A.R.   |                                      |                 |  |   |                               |                               |
| 19                   | 14A-06                                 | LOCKWASHER                                | 4  |                                      |                 |  |   |                               |                               |
| 20                   | 14A-08                                 | LOCKWASHER                                | 24   |                                      |                 |  |   |                               |                               |
| 21                   | 14A-12                                 | LOCKWASHER                                | 4  |                                      |                 |  |   |                               |                               |
| 22                   | 19B-300                                | SNAP RING                                 | 1  |                                      |                 |  |   |                               |                               |
| 23                   | 28A-04                                 | GREASE FITTING                            | ?  |                                      |                 |  |   |                               |                               |
| 24                   | 31A-28                                 | NUT                                       | 2  |                                      |                 |  |   |                               |                               |
| 25                   | 31D-28                                 | JAM NUT                                   | 2  |                                      |                 |  |   |                               |                               |
| 26                   | 50A-0604                               | BOLT                                      | 2  |                                      |                 |  |   |                               |                               |
| 27                   | 50A-0812                               | BOLT                                      | 24   |                                      |                 |  |   |                               |                               |
| 28                   | 50A-1236                               | BOLT                                      | 4  |                                      |                 |  |   |                               |                               |
| 29                   |  | BLADE LIFT CYLINDER ASSEMBLY              | REF.   | SECTION 3<br>PAGE 6                  |                 |  |   |                               |                               |
| 30                   |  | M MOVEABLE POINT LOCK CYLINDER            | REF.   | SECTION 3<br>PAGE 6                  |                 |  |   |                               |                               |

EFFECTIVE SERIAL NUMBERS)  
 NUMEROSI DE SERIE EFFETTIVI)  
 NUMEROSI DE SERIE

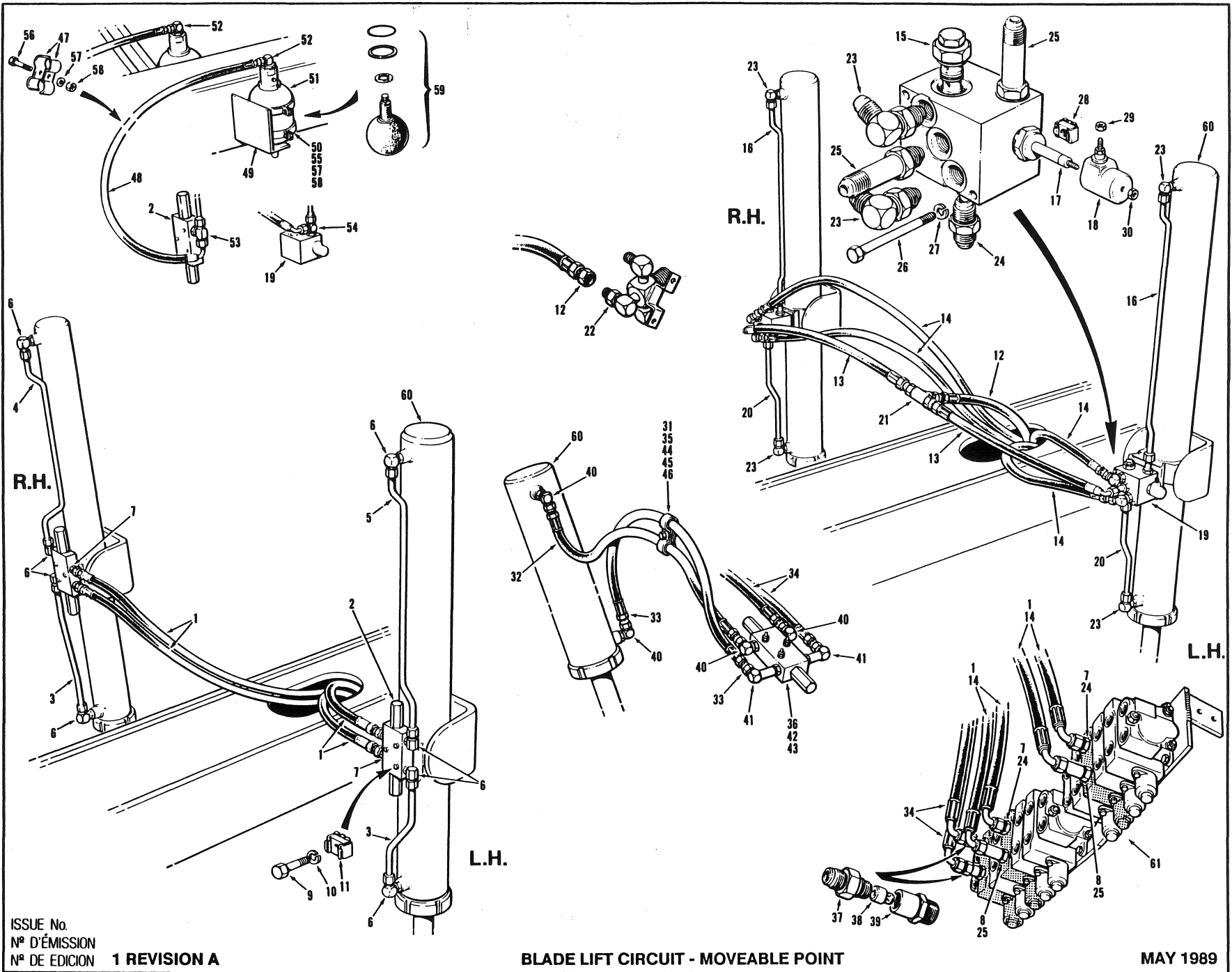
19018 & UP

700 SERIES  
 SERIE 700

SECTION 3

PAGE 9

9



ISSUE No.  
 N° D'ÉMISSION  
 N° DE EDICION

1 REVISION A

BLADE LIFT CIRCUIT - MOVEABLE POINT

MAY 1989

FOR LIST OF PARTS - TURN THIS PAGE

POUR LA LISTE DES PIÈCES - VOIR AU VERSO

PARA LA LISTA DE LAS PIEZAS - VER AL VERSO

USE ONLY CHAMPION APPROVED PARTS

| SECTION 3  |  | PAGE 10  | ISSUE No.<br>N° D'ÉMISSION<br>N° DE EDICION | 1 REVISION A                  | BLADE LIFT CIRCUIT - MOVEABLE POINT    |  |  | MAY 1989                       |                               |
|--|--|--|---|-------------------------------|--|--|--|--------------------------------|-------------------------------|
| No.<br>N°<br>N°                                    | PART No.<br>N° DE PIÈCE<br>N° DE PIEZA | DESCRIPTION<br>DÉSCRIPTION<br>DESCRIPCION                | No. REQ.<br>N° REQ.<br>N° REQ.              | REMARKS<br>REMARQUES<br>NOTAS | No.<br>N°<br>N°                        | PART No.<br>N° DE PIÈCE<br>N° DE PIEZA | DESCRIPTION<br>DÉSCRIPTION<br>DESCRIPCION                                      | No. REQ.<br>N° REQ.<br>N° REQ. | REMARKS<br>REMARQUES<br>NOTAS |
| <b><u>CIRCUIT WITH COUNTERBALANCE VALVES</u></b>   |  |  |   |                               | <b>STANDARD</b><br>710 thru 780A       |  |  |                                |                               |
| 1  | 14382X135                              | HOSE   | 4   |                               | 42                                     | *14A-04                                | LOCKWASHER   | 3                              |                               |
| 2  | 34951                                  | COUNTERBALANCE VALVE                                     | 2   |                               | 43                                     | *30A-04                                | NUT  | 3                              |                               |
| 3  | 45892                                  | TUBE   | 2   |                               | 44                                     | *50A-0610                              | BOLT   | 1                              |                               |
| 4  | 45893                                  | TUBE - R.H.  | 1   |                               | 45                                     | *14A-06                                | LOCKWASHER   | 1                              |                               |
| 5  | 45894                                  | RUBE - L.H.  | 1   |                               | 46                                     | *30A-06                                | NUT  | 1                              |                               |
| 6  | 111B-0808                              | CONNECTOR  | 8   |                               | <b><u>ACCUMULATOR INSTALLATION</u></b> |  |  |                                |                               |
| 7  | 111E-0808                              | CONNECTOR  | 6   |                               | 47                                     | 1008                                   | CLAMP  | 4                              |                               |
| 8  | *111F-0808                             | CONNECTOR  | 2   |                               | 48                                     | 14382 x 52                             | HOSE   | 2                              |                               |
| 9  | 50A-0414                               | BOLT   | 6   |                               | 49                                     | 15754                                  | BRACKET  | 2                              | REPAIR PART                   |
| 10   | 14A-04                                 | LOCKWASHER   | 6   |                               | 50                                     | 15755                                  | BAND   | 2                              |                               |
| 11   | 38A-0402                               | CAGE NUT   | 6   |                               | 51                                     | 45807                                  | ACCUMULATOR  | 2                              |                               |
|  | 23712                                  | SEAL KIT FOR 34951 COUNTERBALANCE VALVE                  | A.R.  |                               | 52                                     | 111B-0820                              | CONNECTOR  | 2                              |                               |
| <b><u>BLADE LIFT CIRCUIT WITH FLOAT VALVES</u></b> |  |  |   |                               | <b>OPTIONAL</b><br>710 thru 780A       |  |  |                                |                               |
| 12   | *9313 x 110                            | HOSE   | 1   |                               | 53                                     | 111C-0806                              | TEE - (USE WITH ITEM 2)  | 2                              |                               |
| 13   | 14382 x 36                             | HOSE   | 2   |                               | 54                                     | 111D-0808                              | TEE - (USE WITH ITEM 19)   | 2                              |                               |
| 14   | 14382 x 135                            | HOSE   | 4   |                               | 55                                     | 50A-0612                               | BOLT   | 4                              |                               |
| 15   | 27549                                  | CARTRIDGE  | 4   |                               | 56                                     | 50A-0616                               | BOLT   | 2                              |                               |
| 16   | 45894                                  | TUBE   | 2   |                               | 57                                     | 14A-06                                 | LOCKWASHER   | 2                              |                               |
| 17   | 46665                                  | SOLENOID CARTRIDGE                                       | 2   |                               | 58                                     | 30A-06                                 | NUT  | 2                              |                               |
| 18   | 46667                                  | COIL   | 4   |                               |  | 16042                                  | ACCUMULATOR CHARGING KIT - CONSISTS OF:  | A.R.                           |                               |
| 19   | 46668                                  | FLOAT VALVE ASSEMBLY - INCLUDES<br>ITEMS 17, 18, 29 & 30 | 2   |                               |  |  | PRESSURE GAUGE<br>ADAPTER<br>AIR CHUCK<br>TANK VALVE<br>BLEEDER VALVE          |                                | } GAUGING HEAD ASSY.          |
| 20   | 49183                                  | TUBE   | 2   |                               |  |  | SWIVEL FITTING<br>HOSE<br>COUPLING<br>GLAND<br>L.H. NUT                        |                                |                               |
| 21   | 110AA-08                               | TEE  | 1   |                               | 59                                     | 46266                                  | ACCUMULATOR BLADDER KIT CONSISTS OF:<br>O RING, RETAINING RING, SEAL & BLADDER | 1                              |                               |
| 22   | 110AH-0812                             | REDUCER  | 1   |                               | 60                                     |  | HYDRAULIC CYLINDER ASSEMBLY  | REF.                           | SECTION 3<br>PAGE 6           |
| 23   | 111B-0808                              | CONNECTOR  | 8   |                               | 61                                     |  | HYDRAULIC MANIFOLD ASSEMBLY  | REF.                           | SECTION 4<br>PAGE 8           |
| 24   | 111E-0808                              | CONNECTOR  | 4   |                               |  |  |  |                                |                               |
| 25   | 111F-0808                              | CONNECTOR  | 6   |                               |  |  |  |                                |                               |
| 26   | 50A-0532                               | BOLT   | 4   |                               |  |  |  |                                |                               |
| 27   | 14A-05                                 | LOCKWASHER   | 4   |                               |  |  |  |                                |                               |
| 28   | 38A-0502                               | CAGE NUT   | 4   |                               |  |  |  |                                |                               |
| 29   | 32A-08                                 | NUT  | 4   |                               |  |  |  |                                |                               |
| 30   | 33E-10                                 | BRASS NUT  | 4   |                               |  |  |  |                                |                               |
|  | 27548                                  | SEAL KIT FOR 46668 FLOAT VALVE                           | A.R.  |                               |  |  |  |                                |                               |
| <b><u>LOCK CYLINDER CIRCUIT</u></b>                |  |  |   |                               |  |  |  |                                |                               |
| 31   | *9298                                  | RUBBER PAD   | 2   |                               |  |  |  |                                |                               |
| 32   | *9313 x 48                             | HOSE   | 1   |                               |  |  |  |                                |                               |
| 33   | *9313 x 53.5                           | HOSE   | 1   |                               |  |  |  |                                |                               |
| 34   | *14382 x 115                           | HOSE   | 2   |                               |  |  |  |                                |                               |
| 35   | *27756                                 | CLAMP  | 2   |                               |  |  |  |                                |                               |
| 36   | *34951                                 | COUNTER BALANCE VALVE                                    | 1   |                               |  |  |  |                                |                               |
| 37   | *48552                                 | O RING ADAPTER   | 2   |                               |  |  |  |                                |                               |
| 38   | *48554                                 | RESTRICTOR   | 2   |                               |  |  |  |                                |                               |
| 39   | *49369                                 | ORIFICE BODY   | 2   |                               |  |  |  |                                |                               |
| 40   | *111B-0808                             | CONNECTOR  | 4   |                               |  |  |  |                                |                               |
| 41   | 111Q-0808                              | CONNECTOR  | 2   |                               |  |  |  |                                |                               |

MAY 1990

PARA LA LISTA DE LAS PIEZAS · VER AL VERSO

POUR LA LISTE DES PIÈCES · VOIR AU VERSO

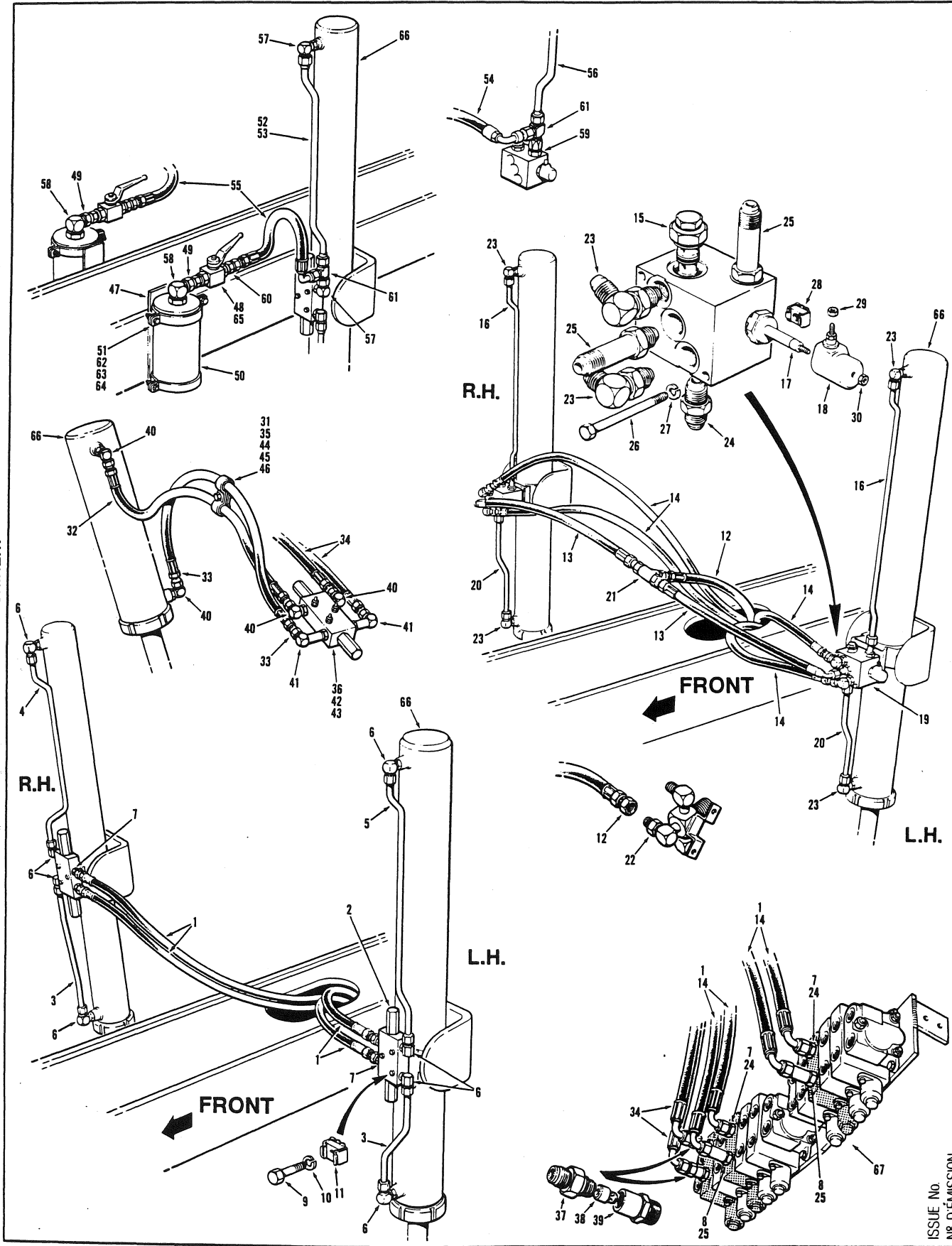
FOR LIST OF PARTS · TURN THIS PAGE

2

CHAMPION ROAD MACHINERY

BLADE LIFT CIRCUIT - MOVEABLE POINT

ISSUE No.  
N° D'ÉMISSION  
N° DE EDICIÓN



EFFECTIVE SERIAL NUMBER(S) 20713 & UP  
 NUMERO(S) DE SÉRIE EFFECTIF(S)  
 NUMERO(S) DE SERIE EFECTIVO(S)

700 SERIES  
 SERIE 700

SECTION 3

PAGE 9  
 PAGINA 9

| SECTION<br>SECCION                          | 3                                      | PAGE<br>PAGINA   | 10                             | ISSUE No.<br>N° D'ÉMISSION<br>N° DE EDICION | 2               | BLADE LIFT CIRCUIT - MOVEABLE POINT    |  |                                | MAY 1990                      |
|---|--|--|--------------------------------|---|-----------------|--|--|--------------------------------|-------------------------------|
| No.<br>N°<br>N°                             | PART No.<br>N° DE PIÈCE<br>N° DE PIEZA | DESCRIPTION<br>DÉSCRIPTION<br>DESCRIPCION                    | No. REQ.<br>N° REQ.<br>N° REQ. | REMARKS<br>REMARQUES<br>NOTAS               | No.<br>N°<br>N° | PART No.<br>N° DE PIECE<br>N° DE PIEZA | DESCRIPTION<br>DÉSCRIPTION<br>DESCRIPCION                        | No. REQ.<br>N° REQ.<br>N° REQ. | REMARKS<br>REMARQUES<br>NOTAS |
| <b>CIRCUIT WITH COUNTERBALANCE VALVES</b>   |  |  |                                |   |                 |  |  |                                |                               |
|   |  |  |                                | STANDARD<br>710 thru 780A                   | 42              | 14A-04                                 | LOCKWASHER   | 3                              |                               |
| 1   | 14382 x 135                            | HOSE   | 4                              |   | 43              | 30A-04                                 | NUT  | 3                              |                               |
| 2   | 34951                                  | COUNTERBALANCE VALVE   | 2                              |   | 44              | 50A-0610                               | BOLT   | 1                              |                               |
|   | 23712                                  | SEAL KIT FOR 34951 COUNTERBALANCE VALVE                      | A.R.                           |   | 45              | 14A-06                                 | LOCKWASHER   | 1                              |                               |
| 3   | 45892                                  | TUBE   | 2                              |   | 46              | 30A-06                                 | NUT  | 1                              |                               |
| 4   | 45893                                  | TUBE - R.H.  | 1                              |   |                 |  |  |                                |                               |
| 5   | 45894                                  | RUBE - L.H.  | 1                              |   |                 |  |  |                                |                               |
| 6   | 111B-0808                              | CONNECTOR  | 8                              |   | 47              | *54883                                 | BRACKET  | 2                              | OPTIONAL<br>REPAIR PART       |
| 7   | 111E-0808                              | CONNECTOR  | 6                              |   | 48              | *54911                                 | VALVE  | 2                              |                               |
| 8   | 111F-0808                              | CONNECTOR  | 2                              |   | 49              | *54912                                 | CONNECTOR  | 2                              |                               |
| 9   | 50A-0414                               | BOLT   | 6                              |   | 50              | *54913                                 | ACCUMULATOR  | 2                              |                               |
| 10  | 14A-04                                 | LOCKWASHER   | 6                              |   |                 | *56473                                 | SEAL KIT FOR 54913 CONSISTS OF:                                  | A.R.                           |                               |
| 11  | 38A-0402                               | CAGE NUT   | 6                              |   |                 |  | O RING - 1, SEAL RING - 1, SQ. SEAL RING - 2,<br>PISTON RING - 2 |                                |                               |
| <b>BLADE LIFT CIRCUIT WITH FLOAT VALVES</b> |  |  |                                |   |                 |  |  |                                |                               |
|   |  |  |                                | OPTIONAL<br>710 thru 780A                   |                 |  |  |                                |                               |
| 12  | 9313 x 110                             | HOSE   | 1                              |   |                 | *56474                                 | GAUGE FOR CHARGING KIT   | A.R.                           |                               |
| 13  | 14382 x 36                             | HOSE   | 2                              |   |                 | *56475                                 | CHARGING KIT   | A.R.                           |                               |
| 14  | 14382 x 135                            | HOSE   | 4                              |   | 51              | *55029                                 | CLAMP  | 4                              |                               |
| 15  | 27549                                  | CARTRIDGE  | 4                              |   | 52              | *55070                                 | TUBE - R.H. - USE WITH ITEM 2                                    | 1                              |                               |
| 16  | 45894                                  | TUBE   | 2                              |   | 53              | *55071                                 | TUBE - L.H. - USE WITH ITEM 2                                    | 1                              |                               |
| 17  | 46665                                  | SOLENOID CARTRIDGE   | 2                              |   | 54              | *55105 x 36                            | HOSE- USE WITH ITEM 19   | 2                              |                               |
| 18  | 46667                                  | COIL   | 4                              |   | 55              | *55105 x 48                            | HOSE- USE WITH ITEM 2  | 2                              |                               |
| 19  | 46668                                  | FLOAT VALVE ASSEMBLY - INCLUDES<br>ITEMS 15, 17, 18, 29 & 30 | 2                              |   | 56              | *55252                                 | TUBE- USE WITH ITEM 19   | 2                              |                               |
|   | 27548                                  | SEAL KIT FOR 46668 FLOAT VALVE                               | A.R.                           |   | 57              | *111B-1208                             | CONNECTOR  | 2 - 4                          |                               |
| 20  | 49183                                  | TUBE   | 2                              |   | 58              | *111B-1220                             | CONNECTOR  | 2                              |                               |
| 21  | 110AA-08                               | TEE  | 1                              |   | 59              | *111E-1208                             | CONNECTOR  | 2                              |                               |
| 22  | 110AH-0812                             | REDUCER  | 1                              |   | 60              | *111E-1212                             | CONNECTOR  | 2                              |                               |
| 23  | 111B-0808                              | CONNECTOR  | 8                              |   | 61              | *112C-12                               | TEE  | 2                              |                               |
| 24  | 111E-0808                              | CONNECTOR  | 4                              |   | 62              | *50A-0612                              | BOLT   | 8                              |                               |
| 25  | 111F-0808                              | CONNECTOR  | 6                              |   | 63              | 14A-06                                 | LOCKWASHER   | 8                              |                               |
| 26  | 50A-0532                               | BOLT   | 4                              |   | 64              | 50A-06                                 | NUT  | 8                              |                               |
| 27  | 14A-05                                 | LOCKWASHER   | 4                              |   | 65              | *56874                                 | HANDLE   | REF.                           | REPAIR PART                   |
| 28  | 38A-0502                               | CAGE NUT   | 4                              |   | 66              |  | HYDRAULIC CYLINDER ASSEMBLY                                      | REF.                           | SECT. 3<br>PG. 6              |
| 29  | 32A-08                                 | NUT  | 4                              |   | 67              |  | HYDRAULIC MANIFOLD ASSEMBLY                                      | REF.                           | SECT. 4<br>PG. 8              |
| 30  | 33E-10                                 | BRASS NUT  | 4                              |   |                 |  |  |                                |                               |
| <b>LOCK CYLINDER CIRCUIT</b>                |  |  |                                |   |                 |  |  |                                |                               |
| 31  | 9298                                   | RUBBER PAD   | 2                              |   |                 |  |  |                                |                               |
| 32  | 9313 x 48                              | HOSE   | 1                              |   |                 |  |  |                                |                               |
| 33  | 9313 x 53.5                            | HOSE   | 1                              |   |                 |  |  |                                |                               |
| 34  | 14382 x 115                            | HOSE   | 2                              |   |                 |  |  |                                |                               |
| 35  | 27756                                  | CLAMP  | 2                              |   |                 |  |  |                                |                               |
| 36  | 34951                                  | COUNTERBALANCE VALVE   | 1                              |   |                 |  |  |                                |                               |
| 37  | 48552                                  | O RING ADAPTER   | 2                              |   |                 |  |  |                                |                               |
| 38  | 48554                                  | RESTRICTOR   | 2                              |   |                 |  |  |                                |                               |
| 39  | 49369                                  | ORIFICE BODY   | 2                              |   |                 |  |  |                                |                               |
| 40  | 111B-0808                              | CONNECTOR  | 4                              |   |                 |  |  |                                |                               |
| 41  | 111Q-0808                              | CONNECTOR  | 2                              |   |                 |  |  |                                |                               |